



Kanata Quilt Guild

February 2017 Newsletter(r)

www.kanataquiltguild.com

Meeting

THURSDAY, February 9, from 9:30 - 12:00
Glen Cairn United Church - 140 Abbyhill Drive,
Kanata

Guests Welcome \$5.00 admission

Next meeting - March 9, 2017

Program Lineup 2017

February 9	Sherida Giddings -- Trunk Show
March 9	Demo Day
April 13	Eric Simkins - Care for your sewing machine
May 11	General Meeting /Michele Gagné -- recycle/reuse
June 8	Pot Luck/ Garage Sale

Shop of the Month 2017

February	Phyllis Home Décor
March	The Running Stitch
April	Mad About Patchwork
May	Ottawa Valley Fabrics

Days for Girls

What if not having sanitary supplies meant DAYS without school? <http://www.daysforgirls.org/>
Kits are being assembled here in Kanata for girls in the third world so they can attend school during "those" days.

Needed for the kits is flannelette in bright medium to dark colours (no pastels) at least 6" x 9". Have you any scraps? Also 100% cotton at least 5" wide in bright medium to dark colours is needed.

Dawn Doyle and Marianne Gibson (at the front of our meeting room) will take your donations. **Thank you**

Program for February

Sherida Giddings is a Judy Neimeyer Certified Instructor. She will be presenting the paper & curved piecing designs creating the many fabulous patterns by Judy Neimeyer. Here's a couple of images of Judy's quilts. Check her out on internet - <http://www.quiltworx.com/>



Shop of the Month

Phyllis started her quilt shop just over three years ago. You can find all her fabrics on her website at www.phyllishomedecor.com.

Phyllis has been a long arm quilter for 10 years and around the same time started designing appliqué quilts.

March Newsletter

The March newsletter will feature tips on organizing your quilting area. If you have a tip(s) you want to share please send them to me by February 28th so I can share them too.

Reminder to all - Church policy is NO drinks or food in the sanctuary. We encourage you to have your coffee/tea prior to the meeting.



Kanata Quilt Guild

February 2017 Newsletter(r)

www.kanataquiltguild.com



St. Patrick's Raffle

We have the Churn Dash Fabric and Pattern, a Fons & Porter Design Wall, a Ruler Rack, a couple of different Rulers, Wonder clips, a Needle Card, Gift tags and a Purse Holder for you to win!

Tickets \$2.00 or three for \$5.00

Draw will take place March 9, 2017 at the monthly meeting.



Quilt Related Questions

Have a question/problem about quilting? We have lots of experts in our guild. E-mail me and I will try to find someone to help - joannebatchelor@royalpage.ca



TrueCut Rotary Blade Sharpener Update

Feedback from Shirley Bolduc - I have the sharpener and it does work. Of course eventually the blades become too thin to continue sharpening. You should be able to get around 5 or 6 sharpening. Hope this helps.

Thanks Shirley



Ruler Foot and Template Set

Let me know if you have used these templates and whether they are worth the purchase.

<http://www.nancysnotions.com/category/supplies.do>



I saw this blog and thought it might solve some of your quilting problems. If you have a wallpaper seam roller (somewhere in the basement) you might want to try this tool to flattening the seams ... I know I have one somewhere!

<http://lovepeacequilt.blogspot.ca/2013/09/my-new-favourite-quilting-tool.html>



Kanata Quilt Guild

February 2017 Newsletter(r)

www.kanataquiltguild.com

Your Team

President	Debby Holden
Vice President	Marianne Gibson
Past President	Leslie Whitby
Secretary	Joanne Hunter
Treasurer/Advertising	Lynn Price
Programs	Ann-Louise Masek
	Joanne Batchelor
Workshops	Judy Thomson
	Beth van Wyngaarden
Sew Days	Pauline Farey
	Doris Braslins
Quilties	Krista Zaleski
	Rita Healy
Charity Quilts	Leslie Whitby
Shop of the Month	Heidi Taylor
Newsletter	Joanne Batchelor
CQA Representative	Dorothy Wilson
Website Manager	Liz Hubbard
	Amanda Vajda
Membership	Ruth Bennett
	Diane Wilson
Set Up	Wayne Holden
	Joyce Bruno
	Dorothy Wilson
Raffle	Carol Shepherd
Special Raffles	Rose Hutchingame
Retreat Coordinator	Debby Holden
Quilt Show Coordinator	Judy Thomson
	Beth van Wyngaarden
Photographer	Karine Chapleau

Sign In

Don't forget to sign in at the membership desk

Break

1. Sign up for workshops/sew days
2. Buy tickets for the draws
3. Socialize

Raffles

Raffles are held each month and consist of quilting and sewing related items, e.g., fat quarters, jelly rolls, thread, rulers and patterns. The money collected from these raffles helps supplement our program activities.

Featured Quilt/Artist

Each month we will feature a member's quilt in the header of the newsletter. This month the artist is Krista Zaleski. Send me a picture if you are interested in being featured. We are looking for themes - fall, xmas, spring, etc.

Free Recycling Table

If you have any quilt-related materials - books, magazines, tools, UFOs - that you no longer want/need but might interest a fellow quilter, bring them in and place them on the recycle table. Anything left over at the end of the meeting will be donated to a non-profit organization.



Kanata Quilt Guild

February 2017 Newsletter(r)

www.kanataquiltguild.com

Kanata Charity Program Leslie Whitby

Kanata Guild Charity Program

Many are still working on their charity quilts and tops. A few have even finished theirs! These quilts are being made as donations to Ronald McDonald House in Ottawa and as part of the Big Quilt Bee hosted by Canadian Quilters' Association. I have some donated fabrics that are suitable for the backs, and the guild has purchased some batting. If you need backing fabric or batting, please send me the measurements of your top and I will bring it to the next Guild meeting. Let me know if you will quilt it yourself or if I need to find other volunteers for quilting.

We also received a nice selection of donated kids' panels. I have washed them, added fabric for borders if needed, backings and batting – all is a nice little kit. These panels don't need much quilting and are the right size for an afternoon project or practice. I will have them with me at the guild meeting and hope you will stop by and pick up a kit.

As always, we accept finished quilts or pillowcases for our Ronald McDonald House efforts. See you in February, Leslie

Quilties Rita and Krista

Thank you to everyone who contributes to the quiltie program. If you are making a quiltie from your own fabric (rather than picking up a kit), please feel free to drop by the quiltie table and we will provide a label you can attach to the quilt.

We have scheduled another Quiltie /Kit building day on February 16th at the Legion.





Kanata Quilt Guild

February 2017 Newsletter(r)

www.kanataquiltguild.com

Sew Days Pauline Farey and Doris Braslins

Sew days are held at the Kanata Legion, 70 Hines Road, Kanata (Legion Phone 613 591- 5570). If you wish to plan ahead, please refer to the list of sew day dates below or on the website. There is a sign-up sheet at each guild meeting.

- February 15 (new date)
- February 16 (quiltie sew day)
- March 23
- April 27
- May 18
- June 22

What you should bring:

- Your sewing machine and extension cord
- Your usual sewing supplies (3 large cutting mats and 3 irons/boards are supplied but you may wish to bring a small cutting mat for your own table)
- Your lunch and your coffee/tea mug (coffee & tea are provided by the Legion for 50 cents/cup). Tim Hortons is also close by on March Road.

If you have any questions, do not hesitate to contact Doris Braslins (dorisbraslins@bell.net or 613 592-5961 or 613 850-0114) or Pauline Farey (pfarey@rogers.com or 613-592-2522).

The following dip recipe was brought to Sew Day by Georgie Beale - Enjoy!!!

Lentil Dip

- $\frac{1}{2}$ cup olive oil
- 1 tsp. lemon juice
- 1 tsp. curry
- 1 tsp. Dijon mustard
- $\frac{1}{4}$ cup red wine vinegar
- $\frac{1}{2}$ tsp. cumin
- $\frac{1}{2}$ tsp. cinnamon
-

Mix together and let sit while preparing:

- 1 can lentils well rinsed
- 3 green onions chopped
- $\frac{1}{2}$ green, yellow or orange pepper diced
- $\frac{1}{2}$ cup currants (from Bulk Barn)
- $\frac{1}{2}$ red pepper diced

Mix together with dressing. Chill overnight. Serve with Tostitos scoops.



Workshop Schedule

Beth's Birch Tree



Beth van

March 30, 9:30-3:00

\$25.00 + pattern

Wyngaarden

This workshop is your opportunity to have fun playing with your fabric to create a unique art quilt that looks great over a couch or on a wall. While some improvisation is involved in creating this quilt, we will work together in 3 steps to put it together. The finished size is approx. 54 x54. Many fabrics from your stash can be used. This quilt starts by using 6 1/2 " squares that range in colour from light blue to dark blue. You will use these squares to create a background sky and forest floor. The second step uses black and white print fabrics to create the birch trees. The final step involves inserting the trees into the background. Pattern cost - \$10.00
Fabric requirements and cutting instructions will be given at a later date.

Border Print Quilt



Gwen Pennings

April 20, 9:30-3:00

\$25.00

Enjoy surprising results and have fun making this complicated looking yet simple quilt. The entire inside quilt is created from one border print or stripe fabric motif. You will cut and sew most of the blocks at this workshop. It is an easy pattern so everyone can do it. Maximum 15 students.

No pattern purchase required. Fabric requirements, cutting instructions will be given at a later date

Registration is ongoing for the workshop by Beth Van Wyngaarden on the Birch tree quilt.

Quilting Retreats Debby Holden

Registration for the in-town retreat is complete. Your payment of \$50.00 will be required at the Feb Guild meeting to secure your spot. Make cheque out to Kanata Quilt Guild.

The retreat will take place February 22 & 23 at the Kanata Legion. It will start at 9:00 am 22 Feb and end at 5:00 pm, 23 Feb. Cost will be \$50.00 per person, with a maximum attendance of 36 people. Cost includes 2 mid-morning snacks, 2 lunches and 1 supper (but, of course, not accommodation). There will be a silent auction fund-raising activity, and we request that each attendee bring/donate an auction item to the activity.



Kanata Quilt Guild

February 2017 Newsletter(r)

www.kanataquiltguild.com

Victoria Quilts

Victoria Quilts Canada (VQC) would like to thank the members of Kanata Quilt Guild who contributed cotton fabric and quilt tops at the January meeting. They are still in need of donations of any quilting fabric except novelty or children's fabric to make up their kits so that they can continue to make and deliver quilts to many more people this winter. Each month VQC makes and delivers about 540 quilts to people across Canada who are living with cancer and some 220 of these quilts are made in the National Capital Region. Joanne Batchelor has offered to collect donations of fabric at the February meeting. You can find her at the Recycle/Block of the month table.

Interview with an artist Krista Zaleski



How did you get started quilting?

I learned to sew as a child, when my mother taught me to make clothes. I dabbled on and off after that and, when my sons were born, I made a lot of their clothing when they were toddlers. But I never quilted - no one in my family was a quilter, so it didn't cross my mind to try it. In 2004, I was a member of an email group of about 70 women, all with children in the same age range. One of the women was diagnosed with breast cancer, and someone suggested we make a quilt for her.

The rules were pretty broad - you could decorate your fabric square in any way you wanted (paint, markers, embroidery, quilting, whatever you were comfortable with). Then one of our members who was a quilter would put it all together. So I decided that I wanted to make a quilted block. I researched on-line, picked a pattern I liked and bought 3 fat quarters. The block worked out well, and I decided I loved the process and I was going to start quilting. I've never looked back!

What do you like best about quilting?

I'd have to say there really isn't any part of the process that I dislike (except basting quilts). When I first decided to jump into the craft, I wanted to make sure I liked the whole process before I invested a lot of money in it. So I found some fabric I had on hand (which happened to be corduroy, from making my kids' pants), hunted up a quilt block pattern I liked, and planned a quilt. I designed it, pieced it, and quilted it on my domestic machine and in the end decided that Yes, I did enjoy the whole process. And now that I have a longarm machine, I love the quilting part even more.





Kanata Quilt Guild

February 2017 Newsletter(r)

www.kanataquiltguild.com



Do you make up your own designs?

I very seldom work from a pattern, and usually create my own either from blocks I've seen online, or ideas that inspire me. I love "quilt math", so designing patterns, resizing blocks, or making pieced borders are all fun. Some of my patterns are for sale.


I blog about my quilting at kristaquilts.blogspot.ca and keep a journal there of all of my finished projects (currently over 130) and links to my patterns.

How much time do you quilt a week?

I retired in 2015, in order to make quilting my career. So I spend a LOT of time quilting. About 4-6 hours a day working on my longarm doing customer quilts, and then another hour or two each day and most weekends in my sewing room working on my own projects. I also teach workshops occasionally, and attend several different guilds. I can definitely say "Quilting is my life" - and I love it!



Book Review



This is a really cute quilt book with a modern take. There are 20 simple designs, created by 15 different artists. Quilts aren't fussy and are easy to make. Most would take no more than a day to complete. The cover quilt suggests the style of patterns within. There's also helpful information on choosing baby-friendly and safe materials.

The ISBN number is 978-1-60059-330-7 and the suggested price is \$24.95 Cdn. I borrowed it from the OVQG library and hope to make a quiltie based on one of the patterns.



Kanata Quilt Guild

February 2017 Newsletter(r)

www.kanataquiltguild.com

Block of the Month

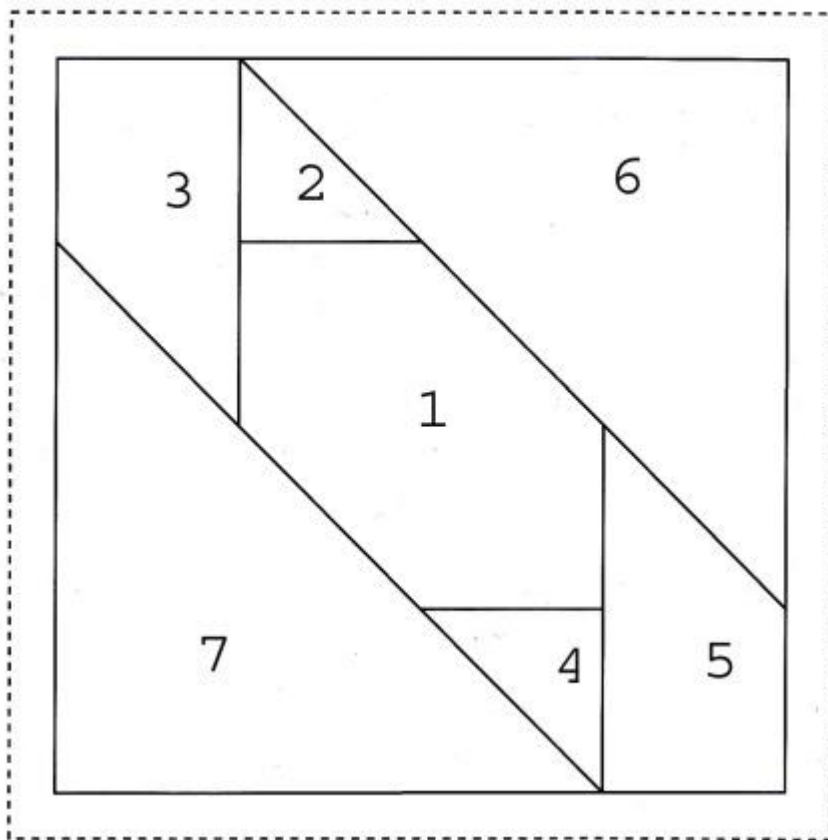


This month's block is a free pattern on Pinterest using scrappy fabrics. <https://wombatquilts.com/2013/06/19/a-new-quilting-adventure-wip-wednesday/>

Use various light scraps for the background (white, cream, ivory). For diagonal strips use an assortment of bright fabrics. Work 1 quarter at a time. I've included youtube video for those new to paper piecing.

<https://www.youtube.com/watch?v=8uaW26igyE>

I will bring photocopies of the block to the February meeting. If you print the block it should measure $3 \frac{3}{4}$ (solid line) $4 \frac{1}{4}$ (dotted line).





Kanata Quilt Guild

February 2017 Newsletter(r)

www.kanataquiltguild.com

Favourite Websites

Do you have a link to something quilt related that you would like to share? Send it to

joannebatchelor@royallepage.ca

This month I've posted baby related quilts and knitting sites. One of my children (no name) has hinted that there may be a baby arriving in the future ... and since I am so slow completing projects, I decided I may start now.

<http://so-sew-easy.com/best-free-baby-quilt-patterns/>

http://www.mccallsquilting.com/mccallsquilting/articles/Pattern_Index_Kid_s_Corner

<https://www.pinterest.com/favequilts/baby-quilt-patterns/>

<http://www.craftbuds.com/citrus-mint-baby-quilt-free-pattern/>

<http://www.loveknitting.com/us/knitting-patterns-for-babies>

Photos on the Website Liz Hubbard, webmanager@kanataquiltguild.com

Did you tick "no" to having pictures of yourself and/or your quilts on the Kanata Quilt Guild website when you completed your membership registration? This is certainly your choice, and a few members have done so. However, when our guild photographer, **Karine Chapleau**, is taking photos of the Show and Tell portion of our meetings, she has no way of knowing what your choice may have been, and nor do I, when it comes time to upload a slideshow of those photos for everyone's enjoyment.

So, may I suggest that those of you who have opted to leave your work out of the guild's slideshows of inspiration, please alert the photographer before you show your work to the assembled members.

Alternatively, if you do change your mind, please let the membership volunteers know and they will update your preference. Much appreciated!

Show and tell - Photos can be found on our website at <http://www.kanataquiltguild.com/show-and-tell/nggallery/slideshow>.

Calendar of Events

- February 23-26, 2017 - Quiltcon - Savannah Georgia - <http://www.quiltconeast.com/>
- April 1-2, 2017 - Celebration of Colour - Region of York Quilters Guild - Newmarket Ontario - Facebook Celebration of Colour Quilt Show 2017
- April 7-8, 2017 - Ricky Tims - Stitches from the Heart Quilt Gilde - Sault Ste Marie - www.saultquilts.com
- April 22-23, 2017 - Napanee Heritage Quilters' Guild - info@napaneeheritagequiltersguild.co
- May 5-6, 2017 - Quilting in the Village - London Ontario - www.thamesvalleyquiltersguild.com



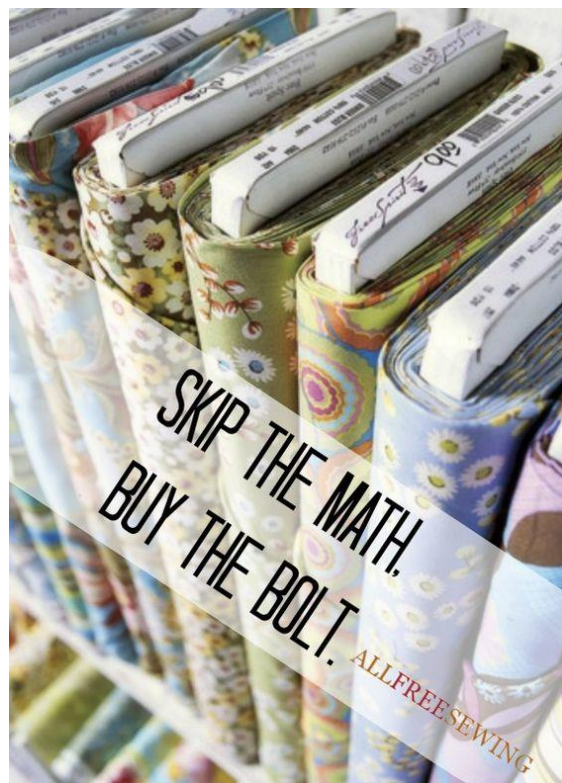
Kanata Quilt Guild

February 2017 Newsletter(r)

www.kanataquiltguild.com

- May 12-14, 2017 - Festival of Quilts, Ottawa Ontario - <http://www.ottawavalleyquiltersguild.org/Festival-of-Quilts>
- May 17, 2017 Program - Richmond Area Quilt Guild - Nina Stahlschmidt (author of "Canadian Feed Bags) If you are a fan of 30s reproduction fabrics, this is a must see!
- May 26-28, 2017 - Reflections from the 1000 Islands, Brockville, Ontario - <http://thousandislandsquiltersguild.com/>
- June 14-16, Quilt Canada 2017, Toronto - <http://www.canadianquilter.com/events/quilt-canada-2017.php>
- July 16 - 28, 2017, Quilting by the Lake 2017 - Syracuse New York - <http://www.schweinfurthartcenter.org/qbl.cfm>

If you are headed out of town check out this website for quilt shows in and around where you are travelling to - <http://quiltersconnection.ca/upcoming-quilt-shows/>





Classified Ads

Heidi Taylor
Mortgage Agent
Licence #M16001601

FMP Mortgage Investments Inc.
Brokerage Licence # 12373
Office (647) 367-9734 x 301
Direct (613) 898-5860
Email htaylor@fmpmortgages.com

Ottawa Office
1701 Woodward Dr. Suite LL20
Ottawa, ON K2C 0R4

Toronto Office
930 The East Mall, Main Floor
Toronto, ON M9B 6J9



FOR SALE JANOME MC6600 \$1000.00

Speed, Control and Creative Freedom. The MC6600 has the speed and precision critical to advanced sewing with loads of features, especially for quilters:

- The AcuFeed layered fabric feed system is integrated with a unique seven point feed dog system to ensure that sewing and quilting will be even and smooth
- 163 stitches
- 7 one step buttonholes
- extension table and knee lift
- maximum sewing speed 1000 stitches per minute
- automatic thread cutter
- easy access drop feed lever
- 14 standard accessory feet
- 3 extra AcuFeed feet
- bed space 9 inches by 5 inches
- visible pressure gauge
- 10 multi language selection



This machine is nine years old, has had a recent maintenance check and runs perfectly

Please contact **Rose Hutchingame** at roseog@live.ca or phone her at **613 592-3588**



Kanata Quilt Guild

February 2017 Newsletter(r)

www.kanataquiltguild.com

Classified Ads

Members, non-members and commercial businesses	Size	Price
	$\frac{1}{4}$ page	\$10.00
	$\frac{1}{2}$ page	\$20.00
	Business Card	\$5.00

Please contact Lynn Price at treasurer@kanataquiltguild.ca for more information about costs of advertising. Ads must be submitted before the 30th of the month.

Membership

Membership fee is \$35. Membership benefits include monthly meetings, monthly newsletter, priority registration and preferential rate on sew days, workshops, retreats and special events. Download the 2016-17 Membership Form from our website and hand it in at our monthly meeting with payment.

Membership runs from September to August. <http://www.kanataquiltguild.com/wp-content/uploads/2016/04/KQG-Kanata-Quilt-Guild-Membership-Form-2016-2017.pdf>

Newsletter Deadlines

All submissions must be received by the 1st of each month. E-mail to joannebatchelor@royalpage.ca