



Kanata Quilt Guild

March 2017 Newsletter

www.kanataquiltguild.com

Meeting

THURSDAY, March 9, from 9:30 - 12:00
Glen Cairn United Church - 140 Abbyhill Drive,
Kanata

Guests Welcome \$5.00 admission

Next meeting - April 13, 2017

Program for March

We are having a demo day. There are 4 presenters each will have 15 minutes of the hour allotted which will be timed - SueAnn Soullier, Beth Van Wyngaarden, Judy Thompson & Michele Gagne. There will be a handout when you register to inform you of what they are presenting.

Programs

| | |
|----------|---|
| March 9 | Demo Day |
| April 13 | Eric Simkins - Care for your sewing Machine |
| May 11 | General Meeting/Michele Gagne - Recycle/reuse |
| June 8 | Pot Luck/Garage Sale |

Shop of the Month

We at **The Running Stitch** are striving to provide The best customer service experience. The team is well versed in many techniques and are able to answer all your questions. Wendy knows the Bernina machines inside out and is always available to help you find a solution to your problem. Gabriele and the team of teachers offer a large variety of classes and workshops. Almost every month we schedule special events or sales ... We are present on the Web, Facebook, Instagram etc. You can contact us anytime, we answer every E-mail in a timely manner and we are very receptive to new ideas and new projects, feel free to contact us and/or subscribe to our Newsletter.

Shop of the Month

| | |
|-------|-----------------------|
| March | The Running Stitch |
| April | Mad About Patchwork |
| May | Ottawa Valley Fabrics |

February Draws

Monthly Raffle draw winners were Marianne and Gibson, Ann Brule and Rose Hutchingame. Show Tell draw winner was Elizabeth Lapelle. Block of the Month draw winner was Beth Wyngaarden.

Reminder to all

Church policy is NO drinks or food in the sanctuary. We encourage you to have your coffee /tea prior to the meeting.

What's New

- The last installment of the Mystery Quilt was available at the February meeting and Show and Tell will happen at the June meeting
- The First Kanata Quilt Guild Show is slated for Saturday, September 16th, 2017. Vendors will be invited & entry fee will be \$5. Volunteer positions are filled except for someone to organise a Members' Boutique.
- Our Constitution will be updated this year, it can be found on the website under About Us. Lesley Whitby is heading this up.
- Nancy Grundy showed the quilt Farmers Joy, completed by a group of quilters to be auctioned off at the 90th. Anniversary of the Ottawa Farm Show: proceeds to go to CHEO.



Kanata Quilt Guild

March 2017 Newsletter

www.kanataquiltguild.com



St. Patrick's Raffle

We have the Churn Dash Fabric and Pattern, a Fons & Porter Design Wall, a Ruler Rack, a couple of different Rulers, Wonder clips, a Needle Card, Gift tags and a Purse Holder for you to win! Tickets \$2.00 or three for \$5.00



Draw will take place March 9, 2017 at the monthly meeting.

Days for Girls

Thanks so much for the fabric and flannel that was donated. Thank you for the interest in "Days For Girls" We are still collecting more fabric and flannel. WE will be having more workshops if you are interested. See Marianne.

What if not having sanitary supplies meant DAYS without school? <http://www.daysforgirls.org/> Kits are being assembled here in Kanata for girls in the third world so they can attend school during "those" days. Needed for the kits is flannelette in bright medium to dark colours (no pastels) at least 6" x 9". Have you any scraps? Also 100% cotton at least 5" wide in bright medium to dark colours is needed. Dawn Doyle and Marianne Gibson (at the front of our meeting room) will take your donations.

Thank you

Quilt Related Questions

Have a question/problem about quilting? We have lots of experts in our guild. E-mail me and I will try to find someone to help - joannebatchelor@royalpage.ca



Question from last month - Let me know if you have used these templates and whether they are worth the purchase.

Answer from Liz Hubbard - I've used both for some time now, and really appreciate them. There is a good Canadian source for them (and for lots of other items too!), "Stitch in the Ditch" to save on shipping, import, and the USD exchange rate! also lots of video tutorials on their use.

<https://www.stitchintheditch.com/Westalee-Ruler-Foot-Templates-for-Domestic-Sewing-Machine-R-s/872.htm>



Kanata Quilt Guild

March 2017 Newsletter

www.kanataquiltguild.com

Your Team

| | |
|------------------------|---------------------|
| President | Debby Holden |
| Vice President | Marianne Gibson |
| Past President | Leslie Whitby |
| Secretary | Joanne Hunter |
| Treasurer/Advertising | Lynn Price |
| Programs | Ann-Louise Masek |
| | Joanne Batchelor |
| Workshops | Judy Thomson |
| | Beth van Wyngaarden |
| Sew Days | Pauline Farey |
| | Doris Braslins |
| Quilties | Krista Zaleski |
| | Rita Healy |
| Charity Quilts | Leslie Whitby |
| Shop of the Month | Heidi Taylor |
| Newsletter | Joanne Batchelor |
| CQA Representative | Dorothy Wilson |
| Website Manager | Liz Hubbard |
| | Amanda Vajda |
| Membership | Ruth Bennett |
| | Diane Wilson |
| Set Up | Wayne Holden |
| | Joyce Bruno |
| | Dorothy Wilson |
| Raffle | Carol Shepherd |
| Special Raffles | Rose Hutchingame |
| Retreat Coordinator | Debby Holden |
| Quilt Show Coordinator | Judy Thomson |
| | Beth van Wyngaarden |
| Photographer | Karine Chapleau |

"Completion is better than Perfect": A quilter's mantra.

Sign In

Don't forget to sign in at the membership desk

Break

1. Sign up for workshops/sew days
2. Buy tickets for the draws
3. Socialize

Raffles

Raffles are held each month and consist of quilting and sewing related items, e.g., fat quarters, jelly rolls, thread, rulers and patterns. The money collected from these raffles helps supplement our program activities.

Featured Quilt/Artist

Each month we will feature a member's quilt in the header of the newsletter. This month the artist is Debby Holden. Send me a picture if you are interested in being featured. We are looking for themes - fall, xmas, spring, etc.

Free Recycling Table

If you have any quilt-related materials - books, magazines, tools, UFOs - that you no longer want/need but might interest a fellow quilter, bring them in and place them on the recycle table. Anything left over at the end of the meeting will be donated to a non-profit organization.



Kanata Quilt Guild

March 2017 Newsletter

www.kanataquiltguild.com

Getting Organized

Here are some great ideas and websites to help you get organized.

Ironing Bd + Thread



Rack + Cutters



Peg Board + Rulers



Shoe Bag + Thread



IKEA unit + Fabric



Cord Keeper



Noodle + Quilts



Wrap + Scissors/Needles



Straws + Thread



Ice Cube Tray + Bobbins



Flower Frog + scissors



Walk in Closet + Fabric



<https://www.pinterest.com/pin/215187688425831596/>

<http://www.aquiltinglife.com/2016/01/how-to-sort-organize-scrap.html#more>

<http://www.love-to-sew.com/fabric-cord-keeper/>

<https://www.pinterest.com/pin/53409945561797192/>



Kanata Quilt Guild

March 2017 Newsletter

www.kanataquiltguild.com

Kanata Charity Program Leslie Whitby

Many are still working on their charity quilts and tops. A few have even finished theirs! These quilts are being made as donations to Ronald McDonald House in Ottawa and as part of the Big Quilt Bee hosted by Canadian Quilters' Association. I have some donated fabrics that are suitable for the backs, and the guild has purchased some batting. If you need backing fabric or batting, please send me the measurements of your top and I will bring it to the next Guild meeting. Let me know if you will quilt it yourself or if I need to find other volunteers for quilting.

We also received a nice selection of donated kids' panels. I have washed them, added fabric for borders if needed, backings and batting - all is a nice little kit. These panels don't need much quilting and are the right size for an afternoon project or practice. I will have them with me at the guild meeting and hope you will stop by and pick up a kit.

As always, we accept finished quilts or pillowcases for our Ronald McDonald House efforts. See you in March, Leslie

Quilties Rita and Krista

17 wonderful ladies showed up to help create quiltie kits, and rotary cutters were definitely buzzing. By the end of the day, we had created 155 quiltie kits! Labels, instructions, and backing have been added to the kits that were missing bits, and there will be plenty of selection at the next meeting. A big thank you to everyone who participated in the day. This supply of kits should definitely carry us through the end of the year.



Our fabric supplies are still pretty strong, although we did make a big dent in it at the quiltie day. Flannel is getting a bit short - most of the new quiltie kits will have to have backing which is pieced. So if you have any flannel languishing in your sewing room that you would like to donate, it would certainly be put to good use.

We've made 3 deliveries to the hospital so far this year, for a total of 248 quilties plus 5 knitted hats delivered.

Regards, Krista & Rita





Kanata Quilt Guild

March 2017 Newsletter

www.kanataquiltguild.com

Sew Days Pauline Farey and Doris Braslins

Sew days are held at the Kanata Legion, 70 Hines Road, Kanata (Legion Phone 613 591- 5570). If you wish to plan ahead, please refer to the list of sew day dates below or on the website. There is a sign-up sheet at each guild meeting.

- **March 23**
- **April 27**
- **May 17**
- **June 22**

What you should bring:


- Your sewing machine and extension cord
- Your usual sewing supplies (3 large cutting mats and 3 irons/boards are supplied but you may wish to bring a small cutting mat for your own table)
- Your lunch and your coffee/tea mug (coffee & tea are provided by the Legion for 50 cents/cup). Tim Hortons is also close by on March Road.

If you have any questions, do not hesitate to contact Doris Braslins (dorisbraslins@bell.net or 613 592-5961 or 613 850-0114) or Pauline Farey (pfarey@rogers.com or 613-592-2522).


Victoria Quilts

Victoria Quilts Canada (VQC) would like to thank members of Kanata Quilt Guild who contributed cotton fabric and quilt tops at the February meeting. They still need donations of quilting fabric except novelty or children's fabric to make up kits.. Each month VQC makes and delivers about 540 quilts to people across Canada who are living with cancer, some 220 of these quilts are made in the NCR. Joanne Batchelor has offered to collect donations at the February meeting. Find her at the Recycle/Block of the month table.

Book Review Joanne Batchelor



I purchased this book at Mad About Patchwork. There are 12 projects all using solid fabrics. I bought a kit rather than hunt through my stash. The quilts are inspired by the patterns and textures of the city. They are simple, graphic and geometric and great for beginners. I enjoyed the author's comparisons with traditional quilts. ISBN 978-1-57120-857-7 - \$24.00 Here's a great on-line review with lots of quilt photos - <https://terrisonotebook.com/2010/06/03/book-review-city-quilts/>





Kanata Quilt Guild

March 2017 Newsletter

www.kanataquiltguild.com

Workshop Schedule

Beth's Birch Tree



Beth van Wyngaarden **March 30, 9:30-3:00** **\$25.00 + pattern**

This workshop is your opportunity to have fun playing with your fabric to create a unique art quilt that looks great over a couch or on a wall. While some improvisation is involved in creating this quilt, we will work together in 3 steps to put it together. The finished size is approx. 54 x54. Many fabrics from your stash can be used. This quilt starts by using 6 1/2 " squares that range in colour from light blue to dark blue. You will use these squares to create a background sky and forest floor. The second step uses black and white print fabrics to create the birch trees. The final step involves inserting the trees into the background. Pattern cost - \$10.00

Fabric requirements and cutting instructions will be given at a later date.

Border Print Quilt



Gwen Pennings **April 20, 9:30-3:00** **\$25.00**

Enjoy surprising results and have fun making this complicated looking yet simple quilt. The entire inside quilt is created from one border print or stripe fabric motif. You will cut and sew most of the blocks at this workshop. It is an easy pattern so everyone can do it. Maximum 15 students.

No pattern purchase required. Fabric requirements, cutting instructions will be given at a later date

Big Bag No. 2



Michele Gagné **May 25, 10 to 3:30** **\$25.00**

Make a carrying bag (3 sizes available) using upholstery or denim fabric. One or two orphan blocks can be used for the outside pockets. Finish it with wooden dowel handles. Join Michele for a fun day while learning her unusual sewing techniques and adding optional pockets.



No pattern to purchase - just wooden dowels to be pre-ordered before the workshop and paid to Michele on the day of the workshop for \$10.00 per pair. Fabric requirements and cutting instructions will be provided upon registration.



Registration is ongoing for the workshop by Beth Van Wyngaarden on the Birch tree quilt and Michele Gagne's Big Bag No. 2.



Kanata Quilt Guild

March 2017 Newsletter

www.kanataquiltguild.com

Autumn Leaves

Ruth Kennedy

April 10, 9:30 to 4:00

\$25.00



Autumn Leave Curved Piecing Workshop - Southgate Church, Kemptville, Ontario - Cost \$40.00

Ruth is an award winning quilt maker and workshop leader. This workshop is designed for confident beginners, as well as more experienced quilters, and uses a novel technique with endless possibilities. This technique involves piecing together from the top, using a fine zig-zag (or hand work) while hatch marks on the freezer paper design ensures precise piecing of sometimes difficult curves. Although a pattern is supplied to introduce the method, this really is a technique class. Part of the day is spent helping you discover the flexibility and possibilities of this new skill set. It is sure to be an enjoyable day where you will learn a new technique, stimulate the creative thought processes and enjoy the company of other participants. Contact Ann Hedberg at annhedberg529@gmail.com to reserve your spot, or call 613-989-2628

Quilting Retreats Debby Holden

In-Town Retreat Report - the two day in-town retreat was an amazing success, well attended by 37 ladies and held at the Kanata Legion. The cost of \$50.00 per person was considered a real bargain considering it included 5 wonderful and varied meals, a group king size quilt won by Claudette Cote, an evening fun event "Bingo" with great prizes. There was a generous door prize valued over \$550, won by Kathy O'Hagan and a mystery door prize won by Patsy Herman. The silent auction was a very busy activity during the two days. There were some very nice donated items and the ladies who won the items with their final bids walk away with smiles on their faces! After all expenses were paid, the retreat generated over \$1100.00 profit which will go a long way to support the guilds approved, charitable activities. Many of the ladies already have asked for another in-town retreat for next year. There has been nothing but positive, encouraging reviews about the retreat. This tells me....that this sort of event is such a positive thing for keeping our guild vibrant, active, and growing!

Many thanks to the organizing committee and to all the volunteers who made this retreat so special!

Show and tell - Photos can be found on our website at <http://www.kanataquiltguild.com/show-and-tell/nggallery/slideshow>.



Kanata Quilt Guild

March 2017 Newsletter

www.kanataquiltguild.com

Interview with an artist



This month we are lucky to interview Debby Holden - President of Kanata Quilt Guild.

How did you get started quilting?

When I was working at the U.S. Embassy I had a co-worker who was a beginner quilter. The two of us decided to make a quilt for our wonderful boss who was departing the Embassy for a new post. We selected the pattern "One Block Wonder" and got started. Looking back now, at what we accomplished - it was amazing that two beginners could collaborate on the top, and quilt it ourselves. Our boss loved his farewell quilt!

What do you like best about quilting?

Hmmm, I think buying fabric is the most fun!! But, the social aspect of quilting is what keeps me going! I also love to machine appliqué.

How much time do you spend quilting each week? I don't get a lot of quilting time in, as I am busy with meetings, organizing special events, and spending time with family and 5 grandchildren. Sitting at my sewing machine is the last thing on my list of things to do!



What type of sewing machine do you use?

Shortly after I began quilting, my husband bought me a Bernina 440 Quilters Edition, which I love!



Kanata Quilt Guild

March 2017 Newsletter

www.kanataquiltguild.com

How many quilts have you made?

Although, I have not kept track of how many quilts I have made, My best guess is well over 100. I give most of my quilts to siblings, nieces, nephews, grandchildren, in-laws, and friends. I get the most enjoyment from giving the quilts away.





Kanata Quilt Guild

March 2017 Newsletter

www.kanataquiltguild.com

Block of the Month – Scrap Bin Geese - For submission at the APRIL 2017 meeting



This pattern was designed by Andy Knowlton who has given me permission to reproduce for our guild newsletter. The original was constructed using green squares, and white and grey strips (image on the left). Our block will use 1 color per block, i.e. orange, purple, turquoise, or any bright color, and white/off white strips (image on the right). The tutorial is on line -


<http://www.abrightcorner.com/2017/02/scrap-bin-geese-block-tutorial.html>.

This is a fun and easy block. Here's what you'll need for one block:

- 12 (2.5" square) bright print scraps
- 12 (2.5" x 6.5") white/off white print strips



Step 1: Using a pencil, draw a diagonal line on the wrong side of each of the 2.5" squares.



Step 2: Lay out all of the block elements as shown. Decide where you want to place each 2.5" square.



Step 3: Flip over the 2.5" squares so they are right sides together with the white/off white strips. At this point you want to make sure your drawn lines are going in the correct direction.



Step 4: Sew directly on the drawn lines.





Kanata Quilt Guild

March 2017 Newsletter

www.kanataquiltguild.com


Step 5: Trim each seam allowance to about 1/4". Fold open each coloured triangle and press.




Step 6: Next, sew sections of block together in strips, using a scant 1/4" seam allowance. For example, sew strip 1 to strip 2, 3 to 4, 5 to 6, etc.




Step 7: Sew rows together, using a scant 1/4" seam and matching up the center seams.



Step 8: Once all rows are sewn together, press seams. Block should measure 12.5" square



Here is a sample of what a whole quilt would look like! This is made of 30 blocks (6 rows of 5 blocks each) and would measure 60" x 72".





Kanata Quilt Guild

March 2017 Newsletter

www.kanataquiltguild.com


Calendar of Events – new event highlighted in red

- April 1-2, 2017 – Celebration of Colour – Region of York Quilters Guild – Newmarket Ontario – Facebook Celebration of Colour Quilt Show 2017
- April 7-8, 2017 – Ricky Tims – Stitches from the Heart Quilt Gilde – Sault Ste Marie – www.saultquilts.com
- **April 21-22, Quilts on the Seaway 2017, East Cornwall Ontario – St. John's Presbyterian Church, 28 Second Street – www.facebook.com/CornwallQuiltersGuild**
- April 22-23, 2017 – Napanee Heritage Quilters' Guild – info@napaneeheritagequiltersguild.co
- May 5-6, 2017 – Quilting in the Village – London Ontario – www.thamesvalleyquiltersguild.com
- May 12-14, 2017 – Festival of Quilts, Ottawa Ontario – <http://www.ottawavalleyquiltersguild.org/Festival-of-Quilts>
- **May 12-14, 2017 – Inspired Getaways Retreat (Almonte) – Cost \$330 (3 days, 2 nights all meals). \$50 deposit required to hold space – <http://inspiredgetaways.ca/> Work on your own projects weekend with some fun stuff as well as demos, show and tell, secret gift exchange, prizes etc. For more information/sign up please contact Jen Swallow jen@happywifequilting.ca 613-257-9023 or Josée Speller joseespeller@me.com 519-939-9264**
- May 17, 2017 Program – Richmond Area Quilt Guild – Nina Stahlschmidt (author of "Canadian Feed Bags) If you are a fan of 30s reproduction fabrics, this is a must see!
- May 26-28, 2017 – Reflections from the 1000 Islands – 30th Anniversary Quilt Show, Brockville Memorial Civic Centre, Magedoma Drive, Brockville, Ontario <http://thousandislandsquiltersguild.com/>
- June 14-16, Quilt Canada 2017, Toronto – <http://www.canadianquilter.com/events/quilt-canada-2017.php>
- July 16 – 28, 2017, Quilting by the Lake 2017 – Syracuse New York – <http://www.schweinfurthartcenter.org/qbl.cfm>

2017 Quilt Show & Sale
Celebrating Our Canada
Reflections from the 1000 Islands


Friday, May 26 10:00am - 5:00pm
Saturday, May 27 10:00am - 5:00pm
Sunday, May 28 10:00am - 5:00pm

Admission \$8.00 • Free Parking • Buses Welcome



Quilt pattern by Anne Krosser, author of *Three*

Presented by
Thousand Islands Quilters' Guild
Brockville Memorial Civic Centre
Magedoma Drive, Brockville, Ontario
www.thousandislandsquiltersguild.com





Heidi Taylor
Mortgage Agent
Licence #M16001601

FMP Mortgage Investments Inc.
Brokerage Licence # 12373
Office (647) 367-9734 x 301
Direct (613) 898-5860
Email htaylor@fmpmortgages.com

Ottawa Office
1701 Woodward Dr. Suite LL20
Ottawa, ON K2C 0R4

Toronto Office
930 The East Mall, Main Floor
Toronto, ON M9B 6J9

TRAVELING WITH TEMBO... for Fabric Lovers!

February 3 – 16, 2018

COME AND EXPERIENCE TANZANIA on a two-week trip that includes a week in the village of Longido, a predominantly Maasai community in northern Tanzania, and a week on a wildlife safari.



Gain inspiration for your future quilting and art project from the beautiful colours of village life in rural Tanzania and the wild animals and stunning sunsets on safari.

Fabric lovers will delight in creative sewing workshops led by local women using African fabrics, a traditional Maasai bead workshop, guided tour of the Cultural Heritage Centre in Arusha and more!

Tanzania is a place of natural beauty and riotous colour - a photographer's paradise. You will come away with wonderful memories of time spent with the Tembo staff and the people of the Longido area. Go!! (2016 Participant)

For more information, contact 2018 Tour Coordinator at vataylor125@gmail.com

web:projectembo.org



Kanata Quilt Guild

March 2017 Newsletter

www.kanataquiltguild.com

Classified Ads

| Members, non-members and commercial businesses | Size | Price |
|--|--------------------|---------|
| | $\frac{1}{4}$ page | \$10.00 |
| | $\frac{1}{2}$ page | \$20.00 |
| | Business Card | \$5.00 |

Please contact Lynn Price at treasurer@kanataquiltguild.ca for more information about costs of advertising. Ads must be submitted before the 30th of the month.

Membership

Membership fee is \$35. Membership benefits include monthly meetings, monthly newsletter, priority registration and preferential rate on sew days, workshops, retreats and special events. Download the 2016-17 Membership Form from our website and hand it in at our monthly meeting with payment.

Membership runs from September to August. <http://www.kanataquiltguild.com/wp-content/uploads/2016/04/KQG-Kanata-Quilt-Guild-Membership-Form-2016-2017.pdf>

Newsletter Deadlines

All submissions must be received by the 1st of each month. E-mail to joannebatchelor@royalpage.ca

