

Kanata Quilt Guild

September 2017 Newsletter

www.kanataquiltguild.com

Meeting

Thursday, September 14, 9:30 to 12:00
 Glen Cairn United Church - 140 Abbeyhill Drive, Kanata

Guests Welcome \$5.00 admission

Next meeting - October 12, 2017

June draws

Monthly Raffle Winners were - Cathy Griese, Louise Caloia, Suzanne Schnobb, Rose Hutchingame. Block of the Month Winner was Marianne Gibson. The Basket Draw Winner was Helena Boudreau. Show and Tell Winner was Patti Desbien. The President's Challenge was won by Penny Corbin and runner ups were Sue Colbert & Dorothy Wilson.

A reminder to all - Church policy is NO drinks or food in the sanctuary. We Encourage you to have your coffee/tea prior to the meeting.

	Program	Shop of the Month	LongArm of the Month
September 14	Jan Kittle - Trunk Show	The Pickle Dish	Jan Kittle
October 12	Kathy Wylie - Lecture	Textile Traditions	Quilted 4 U
November 9	Bruce Young - Trunk Show	Mad About Patchwork	Happy Wife Quilting
December 14	Holiday Social and Craft		
January 11	Krista Zaleski - Trunk Show	3 Dogs Quilting	Sharyn McKinlay-Key
February 8	Block Party	The Folk Village	Michele Gagne
March 8	Happy Wife Quilting - Trunk Show	Happy Wife Quilting	3 Dogs Quilting
April 12	Creatively Graceful - Designer	Flair with Fabrics	Johanne Vajda
May 10	General meeting - Old Fashion Bed Turning	Phyllis Home Décor	Longarm Workroom
June 14	Strawberry Social		

September

Program - Jan Kittle, a lifelong sewer, has been quilting since before the rotary cutter was invented. Starting as a hobbyist, she is now a shop owner. She still has her own sewing room ... because not every project can be shared before it is finished. Mystery Quilts will be shown at our September meeting.

Shop of the Month - The Pickle Dish is located in a beautiful Victorian Home in Carleton Place and is stocked with bright, gorgeous fabrics ... exactly what you need to make your vision a reality. Experienced and knowledgeable staff are ready to help you with fabric selection, techniques or anything else.

Long Arm Quilter of the Month - Jan started her business in 2003 with a 12 ft long arm in the living room. After 5 years, the machine needed more space so she moved to a local quilt store, but after a few years she needed more space so she moved once again ... 3000 quilts later she is hoping she is permanently settled.

Members - please bring your completed membership form and cheque/cash to our first meeting.



Kanata Quilt Guild

September 2017 Newsletter

www.kanataquiltguild.com

Sign In

Don't forget to sign in at the membership desk

Break

1. Sign up for workshops/sew days
2. Buy tickets for the draws
3. Socialize

Raffles

Raffles are held each month and consist of quilting and sewing related items, e.g., fat quarters, jelly rolls, thread, rulers and patterns. The money collected from these raffles helps supplement our program activities.

Featured Quilt/Artist

Each month we will feature a member's quilt in the header of the newsletter. This month the artist is Joanne Batchelor. Send me a picture if you are interested in being featured. We are looking for themes - fall, Christmas, spring, etc.

Free Recycling Table


If you have any quilt related materials, books, magazines, tools, UFOs that you no longer want/need but might interest a fellow quilter, bring them in and place them on the recycle table.

Quilt Related Questions

Have a question/problem about quilting? We have lots of experts in our guild. E-mail me and I will try to find someone to help. newsletter@kanataquiltguild.com

What's New

- **President's Challenge** Debby Holden has issued a challenge to make a quilted project from a jelly roll with 40 or 42 strips or 40 or 42 coordinated 2.5" strips, plus one or two additional fabrics. The quilts will be displayed at the June meeting and the winners will be chosen by the members.
- **Rockland Textiles** is closing their Kaladar Avenue store on August 31st and moving to 109 Iber Road, Unit 5 in Stittsville. The new store will be named The Fabric & Upholstery Shop and they expect to open around September 5th. They suggest people call first (613-831-7776) but that is their target date. They will continue to carry a lot of quilting supplies and basic sewing notions.
- **Out of town Retreat - April 16-19, 2018** - Fort Coulange PQ - more info to come.
- **Website Update** - Members only Page Coming Soon (more info to come)
- **Kanata Guild Quilt Along/Block of the Month** - We're trying something new this year. Susan Woodhead will be introducing a Quilt Along/Block of the Month.. The pattern, instructions and photos will be included in the 'Members Only' section of the website. More information will follow. Thank you Susan!




CALL FOR QUILTS Beth and Judy

Members of the Kanata Quilt Guild are encouraged to celebrate our creativity by submitting from 1-3 quilts into our non-competitive first quilt show, being held on Saturday September 16 at the Glen Cairn United Church from 9:30 to 3:30.

- Please bring your submissions for the quilt show to the September meeting with the completed paperwork.
- All quilts to be entered must have a permanent label on the back of the quilt with the maker's name on it.
- Each quilt will be given a unique number for entry and receipt for pick-up.
- The quilts will be placed in a single clear plastic bag and taken to a secure non-pet household. The quilts will be grouped and readied to be taken to the church for Saturday morning set-up.
- Pick-up of the quilts will be available after the show from 3:45 to 4:15.
- NO PICK-UPS BEFORE 3:45 FOR SECURITY REASONS.

MORE VOLUNTEERS FOR VARIOUS POSITIONS ARE ENCOURAGED TO SIGN UP AT THE SEPTEMBER MEETING.



Members Boutique - KQG Show - September 16, 2017 Susan Colbert

Psst! Want to make a little money? Just a friendly reminder - consider being part of our Quilt Show on September 16, 2017 by selling some of your creative endeavours in the Members Boutique. 10% of the proceeds will go towards helping the Guild, so price your items accordingly.

Full instructions and downloadable copy of the inventory sheet may be found on the website. Or you may pick up a hard copy at the September Guild Meeting.

Please remember:


- 1) Price each item separately. (Price in 25 cent increments, e.g., \$4.75 not \$4.95).
- 2) 10% of the sale price will go towards helping the Guild.
- 3) Complete the inventory sheet.
- 4) Bring your priced items and completed inventory sheet to the September Guild Meeting or to the Glen Cairn United Church between 7:00 am - 8:30 am on the day of the show.
- 5) Pick up unsold items by 4:00 pm the day of the quilt show.
- 6) Payment for sold items, minus the 10% contribution to the Guild will be paid in cash at the end of the Quilt Show. Should all items for a participant be sold during the day I will notify them. They may come any time prior to 5:00 pm to pick up their payment or at the October Guild Meeting.

Should you have any questions please contact Susan Colbert at: Colclan7@gmail.com

Tea Room Debby Holden

There will be a tea room at the quilt show that is being coordinated by Debby Holden president@kanataquiltguild.com or 613-271-2993. We will be selling sandwiches, drinks and dessert items. For the price of \$5.00 you will get a sandwich of your choice, a drink (tea, coffee or bottled water) and one serving of a dessert item (cake, cookies, squares, etc.) Please email Debby if you would like to help with preparing sandwiches on Friday 15 September 2:00 - 5:00 pm at the Kanata Legion. Also, if you are willing to bake a cake, cookies, squares to contribute to the desserts at the tea room, please email Debby. You will be reimbursed your costs. Finally, volunteers are required to assist with the team room ... nothing too difficult!

VOLUNTEERS - Volunteers will be provided free admission to the quilt show. See Lynn Price at the entrance to get our volunteer sticker.



Kanata Quilt Guild

September 2017 Newsletter

www.kanataquiltguild.com

KANATA QUILT GUILD - September 16, 2017 Quilt Show

QUILT ENTRY FORM

Quilt Number:

Entrants Name:

Entrants Phone Number:

Quilted by:

Quilt Name:

Quilt Dimensions:

Quilt Story: (i.e. Purpose or reason for making quilt, inspiration, credits for design or quilting)

PLEASE ATTACH THIS SECURELY TO THE FRONT OF YOUR QUILT.
THANKS FOR YOUR ENTRY!


Quilt Receipt.

Please pick up quilt 3:45 - 4:15 on September 16, 2017 at end of Quilt Show.

This receipt must be presented to receive the quilt.

NO EARLY PICK-UPS for security reasons.

QUILT NUMBER:



Kanata Quilt Guild - Member's Boutique

Quilt Show - September 16, 2017

Inventory Sheet Instructions:

SOLD - For Guild Use Only - Do not complete.

ITEM NUMBER - Number your items sequentially from 1 to ??.

ITEM DESCRIPTION - List/describe each item separately.

Example: If you are selling 10 Fat Quarters at an individual price, put each one on a separate line and describe it by colour or pattern, i.e. "Fat quarter - red dots". If selling as a bundle, list it as "Fat Quarter Bundle of 10 Batiks".

SALE PRICE - Indicate the price you wish to charge, keeping in mind that 10% will be contributed to the Guild. Price in 25 cent increments only, eg. \$4.75 NOT \$4.95.

Example: If you price an item at \$10 you will receive \$9 after the guild contribution.

GUILD SHARE - For Guild use only.

MEMBER SHARE - For Guild use only.

Price Ticket Instructions:

1. Complete one side with your name and the Item Number from your Inventory Sheet.
2. Write the price on the other side.
3. Tie the tickets to the items or use SAFETY PINS. No straight pins please!

Bring the completed Inventory Sheet along with your priced items to the Members Boutique between 7 a.m. and 8 a.m. on the day of the Quilt Show.

Pick up your unsold items between 4 p.m. and 5 p.m. In the event that all of your items are sold, we will call you to save you a trip back. Payment for sold items will take place once all accounting is complete.

Guild Contact: Susan Colbert
613-599-1867 or 613-552-2167 (cell)

Email: Colclan7@gmail.com



A FEW SPACES IN THE FALL RHAPSODY RETREAT

All of the names on our waiting list have been accommodated so if you would like to join us at the guild's Fall Rhapsody Retreat in Morrisburg from October 19 - 22, please contact Lynn Price at treasurer@kanataquiltguild.com to have your name added to the list. You must bring a cheque to our first meeting on September 14:

- 3 day (Friday - Sunday) Single \$368, Double \$261, Triple \$225
- 4 day (Thursday - Sunday) Single \$476, Double \$315, Triple \$261
- prices do not include meals for Thursday or Friday's breakfast/lunch

2017 Application Form

Location - The McIntosh Country Inn & Conference Centre
 12495 Hwy #2 East, Morrisburg, ON
 Phone - (613) 543-3788
 888-229-2850

Name _____

Phone number _____

Email _____

Food Allergies _____

Circle one - 3 day or 4 day

Circle one - Single Double Triple

I would like to room with _____

Or - please match me with someone if possible.

Registration and Payment required at the September 14, 2017 Guild meeting to secure your spot. The cheque **must** be post dated to 1 October, 2017. Make cheque payable to: "Kanata Quilt Guild".



Fall Rhapsody Quilt Retreat Susan Susan Colbert and Lynn Price

We are organizing the Fall Rhapsody Quilt Retreat - October 19th to October 22, 2017. This out of town retreat will be held once again at the McIntosh Inn and Conference Centre in Morrisburg, Ontario.

Cost:

- 3 days (Friday - Sunday) Single \$368, Double \$261, Triple \$225
- 4 days (Thursday - Sunday) Single \$476, Double \$315, Triple \$261 (does not include meals for Thursday or Friday's breakfast/lunch)

Price includes meals from Friday night to Sunday brunch, taxes and gratuities.

This retreat is currently full; however, we are establishing a waiting list. Please contact Lynn Price or Susan Colbert to add your name to this list.

In-town Retreat - February 28 - March 1, 2018 Debby Holden

There will be another 2 day in-town retreat, similar to last year. Location is the Kanata Legion, 70 Hines Road. It will start at 9am on February 28th and continue until 5 pm on the 1st of March. We will be able to leave our sewing machines set up overnight. Since this retreat is local, everyone will be able to sleep at their own homes. Cost is \$50.00 per person, which will include 2 mid-morning snacks, 2 lunches and 1 supper, 28th of February. There will be a group block draw, an evening game the first night, prizes and a silent auction. This retreat will be limited to the first 40 registrants, member of the KQG. Registration accompanied by your payment will begin at the November guild meeting.

Sew Days Pauline Farey and Doris Braslins

Sew days are held at the Kanata Legion, 70 Hines Road, Kanata (Legion Phone 613 591- 5570). If you wish to plan ahead, please refer to the list of sew day dates below or on the website. There is a sign-up sheet at each guild meeting. Sew days are \$5.00 for everyone - coffee and tea provided free of charge.

• September 21, 2017	• December 7, 2017	• April 5, 2018
• September 28, 2017 (Quilties)	• January 19, 2018	• May 2, 2018
• October 25, 2017	• February 7, 2018 (Quilties)	• May 30, 2018
• November 23, 2017	• February 15, 2018	• June 20, 2018
• November 30 (Charity)	• March 21, 2018	

What you should bring:

- Your sewing machine and extension cord
- Your usual sewing supplies (3 large cutting mats and 3 irons/boards are supplied but you may wish to bring a small cutting mat for your own table)
- Your lunch and your coffee/tea mug. Tim Hortons is also close by on March Road.

If you have any questions, do not hesitate to contact Doris Braslins (sewdays@kanataquiltguild.com or 613 592-5961 or 613 850-0114).



Kanata Quilt Guild

September 2017 Newsletter

www.kanataquiltguild.com

Workshop Schedule Johanne Vajda

Wrapped in Ribbon or Desert Sky



Sherida Giddings **October 3, 9:30 to 3:00** **Price \$30**
Paper piecing using Judy Neimeyer's method taught by a certified Judy Neimeyer teacher.

Apliquick Turned Edge Applique



Kathy K Wylie **October 11, 9:30 to 3:00** **Price \$40**
Discover the Apliquick method for turned-edge appliqué. The innovative Apliquick Tool provides unprecedented ease and precision for preparing fabric for hand or machine stitching - even miniature-sized. Apliquick rods will be available in class so you can try before buying.

Pear Pin Cushion



Johanne Vajda **November 16, 9:30 to 3:00** **Price \$20**
This luscious pincushion looks good enough to eat! Johanne had a lot of fun picking out fabrics and creating these overstuffed beauties and so will you. Pattern will be supplied.



Kanata Quilt Guild

September 2017 Newsletter

www.kanataquiltguild.com

Quilting with Walking Foot



Leslie Whitby January 24, 9:30 to 3:00 Price \$25

There are two machine ways to quilt a quilt - **walking foot quilting** and **free motion quilting**. In this workshop, you'll learn the basics of walking foot style quilting and how to get started quilting your quilts with this fun, easy method.

Intermediate Free Motion Quilting



Wendy Foster Birch March 15, 9:30 to 3:00 Price \$30

This course is designed for machine quilters who are familiar with free motion stippling and are comfortable moving ahead to more complex designs. We will cover different meanderings, nested designs, flowers and leaves etc. This is not a beginner class! Students will also learn how to apply these new designs to their quilts. Battings and basting techniques will also be covered.

Ruler Bag



Johanne Vajda May 23, 9:30 to 3:00 Price \$20

This bag is designed to hold all your small cutting mats and rulers and is ideal to take to workshops and classes and retreats. It has a button fastening which opens to reveal even more pockets.



Kanata Quilt Guild

September 2017 Newsletter

www.kanataquiltguild.com

Helpful Tips



Fill a pincushion with steel wool to make your own needle-sharpening pincushion.



Washi tape is invaluable in the sewing room! Mark fabric, use it to make bias binding, mark out seams, etc. It's 1/4" wide, so it's a handy seam measuring tool!




Use binder clips as an extra set of hands when quilting. They're perfect for holding your binding in place or making a quilt sandwich.



Keep your filled bobbins together by storing them in a foam toe separator for pedicures.

Free Quilting Pattern



Check out this website.

<https://butterflyangels.wordpress.com/2012/10/31/witchy-sue-a-free-paper-pieced-pattern/>

Dorothy Gautier and Amy Louise Douglas Gray have joined brains, and are creating the Cutest Series (Stitches and Kisses). This is the first of many - Witchy Sue!

This is a paper pieced pattern and the PDF is on line.



Kanata Quilt Guild

September 2017 Newsletter

www.kanataquiltguild.com

Kanata Charity Program Leslie Whitby

Thank you to the guild for your enthusiastic efforts to make quilts for Ronald McDonald Houses. Most of them went just to the Ottawa House and we still have a few more to take there in September.

There were a lot of unfinished tops and blocks that were not finished during the Big Quilt Bee. Most have been donated to guilds across the country and I have some for the Kanata Quilt Guild to finish and donate to our Ottawa House. We will have kits available at the Nov 30 Charity Sew Day or at guild meetings throughout the year. I also have a new Missouri Star pattern if anyone wants to do something new - so save your 2 1/2" strips for this one.

We will also do our Christmas donations to the Kanata Food Cupboard and the Shepherds of Good Hope. Details will be in the newsletters. As well, this year, a portion of the funds raised at the KQG retreats will be donated to the children's Make-A-Wish Canada Foundation. This group grants wishes to children with life-threatening illnesses.

Quilties Rita and Krista

Quilties are small quilts donated to the Queensway Carleton special care nursery. They are intended as a gift for new parents to wrap their babies with and take them home. Quilties are 24" square, and backed with flannel to make a soft and warm covering for the babies.

At the guild meetings, some kits are available as well as flannel for backing quiltie tops. However, we encourage members to make their own quilties from scraps they may have around the sewing room. A 24" quilt doesn't take much fabric, and it doesn't need to be baby-specific fabric, although bright and cheerful colours are preferred.

Each month, everyone who donates a quiltie receives one entry into a draw for a small prize package.

Last year Kanata Quilt Guild donated over 400 quilties.



Victoria Quilts

Victoria Quilts Canada (VQC) are still in need of donations of any quilting fabric, except novelty or children's fabric, to make up their kits so that they can continue to make and deliver quilts to many more people this winter. Each month VQC makes and delivers about 540 quilts to people across Canada who are living with cancer, and some 220 of these quilts are made in the National Capital Region. Joanne Batchelor has offered to collect donations of fabric at the January meeting. You can find her at the Recycle/Block of the month table.



Queensway Carleton Hospital

The hospital is requesting some items for their new ACE unit (Acute Care for the Elderly)

- Keys, key chains, crayons, pencil crayons, bracelets and necklaces, small plastic flower pots. The recreational therapist can use these items in the unit.

If anyone wants to donate anything, please bring them to the meeting in September and drop them off with Georgia Beale.



Ailsa Craig Community Quilt Festival Review *Marjorie Jones*



For a number of years an international quilt show featuring a different country each year has been held in Ailsa Craig near London. This year, in honor of Canada's sesquicentennial, local and regional quilts and fiber arts that represent Canada's heritage were showcased. They included scenes of places across Canada, traditional patterns dating back to the 1800s, modern and abstract quilts, a Haida Spirit quilt and several quilts celebrating Canada 150.

The Canada 150 menu in the lunchroom included Iroquois Three Sisters soup and tortiere plus a variety of sandwiches and desserts.

The international shows held here over the past several years have been amazing and this year's sesquicentennial exhibit did not disappoint.





ATTENTION QUILTERS—

Dear Quilting Friends,

Allow me to share my exciting plans for 2018. I will be moving to Ulaanbaatar, Mongolia for a year to work as a volunteer on a Canadian government funded project.



While researching my new “home” I came across an NGO, Quilting Centre that helps unemployed Mongolian women learn sewing and quilting skills. The NGO’s mission is “to contribute to poverty reduction and to improve women’s livelihood in the suburban and rural communities through mobilization of the accumulated resources such as knowledge, skills, and creation of the workplaces.”

Many of you know that charity quilting and knitting is an important part of my life. Over the years I’ve been involved in making items for our soldiers returning home from various theaters, cancer patients going through treatments, people living in shelters, premature babies born in our hospitals, and other charities supported by the guilds I belong to. I intent to continue this work in Mongolia.

I need your help and support to cover some of the needs that Mongolian Quilting Centre has, and which we could easily fulfill - sewing and quilting tools, fabric and accessories.

Here are some of the items you can donate:

- ✦ fabric (FQs and yardage, specifically Christmas fabric to make items to sell and small scale prints to fit into their traditional designs),
- ✦ cutting tools,
- ✦ cutting mats,
- ✦ rulers,
- ✦ thread, etc.



In addition, money donations are very welcome to cover all shipping/duty cost of your donations to Ulaanbaatar, Mongolia, which is estimated to C\$500 minimum.

I am happy to come to your guild meeting in October to collect donations and speak, if you wish, about the organization. You can also visit their website: mongolianquilts.org

Many thanks for your generous spirits!

Irena Wosk

Tel: 613-233 2093

Email: woskirena@yahoo.ca





Ottawa Touch Quilts Project

A community project for Ottawa-area Youth and Seniors. All are welcome.

Touch Quilts improve quality of life for seniors with Alzheimer's and dementia

All crafters are invited to our *free workshops* to make Touch Quilts for local seniors. Beginner and experienced sewers, quilters, and knitters are needed. Instruction will be provided.



Join us Sundays from 1:30 - 4

Starting June 25th

57 Bateman Drive, Nepean

behind Greenbank police st'n - wheelchair accessible - parking

Materials, equipment, and snacks provided ★ Fabric donations welcome

Participants may attend one or multiple workshops, however, **registration is required.**

Pour les francophones, si vous enregistrez pour une réunion, la traduction orale serait disponible.

Joan@enterprisingrabbit.com
(613) 292-0256

www.meetup.com/Ottawa-Touch-Quilts-Project-OTQP
www.facebook.com/OttawaTouchQuilts



Sponsored by the Capital Strings and Voices Collective, Incorporated, and the Government of Canada's Department of Employment and Social Development New Horizons for Seniors Grant Program



Kanata Quilt Guild

September 2017 Newsletter

www.kanataquiltguild.com

Book Review Joanne Batchelor


I found these books online while searching for contemporary scrap patterns.



Scraps, Inc. Vol. 1 and 2 are compiled by Susanne Woods.

These contemporary scrappy quilts are stunning and use a variety of techniques including curves, triangles, strips, squares etc.

Here's an opportunity to learn new techniques and ideas from different designers while using up your stash.



Favourite Websites Joanne Batchelor

Do you have a link to something quilt related that you would like to share? Send it to newsletter@kanataquiltguild.com

How to Attach Binding to Quilt - <https://www.qnntv.com/courses/how-to-attach-binding-to-a-quilt-part-2>

Sleeves - https://www.youtube.com/watch?v=7NO70_ENjQk

Labels - <http://www.quiltmaker.com/blogs/quiltypleasures/2010/07/a-quick-quilt-label-method-and-a-giveaway/>

Twelve Essential Skills Every Quilter Should Learn - <http://theinboxjaunt.com/about/>



Kanata Quilt Guild

September 2017 Newsletter

www.kanataquiltguild.com

Photos on the Website Amanda Vajda, webmanager@kanataquiltguild.com

Did you tick "no" to having pictures of yourself and/or your quilts on the Kanata Quilt Guild website when you completed your membership registration? This is certainly your choice, and a few members have done so. However, when our guild photographer, **Karine Chapleau**, is taking photos of the Show and Tell portion of our meetings, she has no way of knowing what your choice may have been, and nor do I, when it comes time to upload a slideshow of those photos for everyone's enjoyment.

So, may I suggest that those of you who have opted to leave your work out of the guild's slideshows of inspiration, please alert the photographer before you show your work to the assembled members.

Alternatively, if you do change your mind, please let the membership volunteers know and they will update your preference. Much appreciated!

Calendar of Events

- **September 16**, Canada 150 Quilt Show - 140 Abbeyhill Drive, Kanata Ontario - <http://www.kanataquiltguild.com/category/news-and-announcements/>
- **September 16 to October 15**, Hanging by a Thread 2017 Oakville Fibre Artists, Queen Elizabeth Park Community & Cultural Centre, 2302 Bridge Road, Oakville - <https://www.facebook.com/OakvilleFibre-Artists-208251755887829/>
- **October 14**, 10am to 2pm - Glebe Fabric Flea Market - 175 Third Avenue, Ottawa, ON K1S 2K2
- **October 13-14**, Halton Hills Quilters' Guild - 9117 Winston Churchill Blvd, Norval, Ontario - <https://www.hhqg.ca/quilt-shows>
- **October 13-14**, Waterloo County Quilter's Guild - 200 University Avenue West, Waterloo - <http://www.wcquiltersguild.on.ca/>
- **October 26-28** - CreativFestival - 6900 Airport Road, Mississauga, Ontario - <http://www.csnf.com/fall-show/event-info/>
- **October 28** - January 7, 2018 - Quilts=Art=Quilts 2017, Auburn New York - http://www.schweinfurthartcenter.org/exhibits_details.cfm?id=94

Membership Ruth Bennett and Dianne Wilson

Membership fee is \$35. Name tag is \$7.00, Membership benefits include monthly meetings, monthly newsletter, priority registration and preferential rate on sew days, workshops, retreats and special events. Download the 2017-18 Membership Form from our website and hand it in at our monthly meeting with payment. Membership runs from July 1 to June 30.

<http://www.kanataquiltguild.com/wp-content/uploads/2017/04/KQG-Membership-Form-2017-2018.pdf>



Kanata Quilt Guild

September 2017 Newsletter

www.kanataquiltguild.com

Classified Ads Lynn Price

Do you have a quilt related item that you would like to sell, a garage sale where we could find sewing supplies or a skill such as long arming that you would like to advertise?

Consider the Kanata Quilt Guild's newsletter that reaches at least 170 members every month. The monthly prices of advertising in this way are very competitive:

Business Card	\$5.00
Quarter Page	\$10.00
Half Page	\$20.00

Send your information to treasurer@kanataquiltguild.com in JPEG or .doc format before the twentieth of the month and be sure to pay Lynn Price the required amount at the monthly meetings.

Pauline Clarke
Computerized Long Arm Quilting
Quilt Restoration
Canada's Initial Glide Thread Distributor

613-866-2992




email: pauline@3dogsquilting.ca www.3dogsquilting.ca

www.3dogsquilting.ca

TAYLOR SEWING QUILT SHOP

The friendly quilt shop where you'll always bump into your friends. Come on in for advice, classes, patterns, fabrics, Monks cloth, books, notions, batting and sew much more!

JANOME Mon-Fri 9-5, Sat 9-4 **PFAFF**

7712 Kent Blvd, Brockville 613-342-3153 1-877-837-6140
www.taylorsewing.com

www.taylorsewing.com

APPLE HILL

Quilting & DESIGNS

Monique Wilson
Long Arm Quilting Services
613-527-1252 | moniquewilson3278@live.com

www.applehillquiltinganddesigns.com

Heidi Taylor
Mortgage Agent
Licence #PE16001601



FMP Mortgage Investments Inc.
Brokerage License # 12273
Office (647) 367-9734 x 301
Direct (613) 898-5860
Email htaylor@fmpmortgages.com

Ottawa Office
1701 Woodward Dr. Suite LL20
Ottawa, ON K2C 0R4

Toronto Office
930 The East Mall, Main Floor
Toronto, ON M9B 6J9

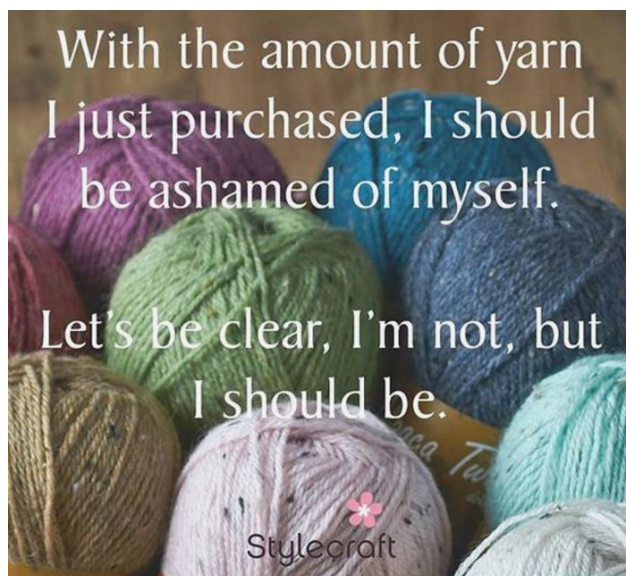
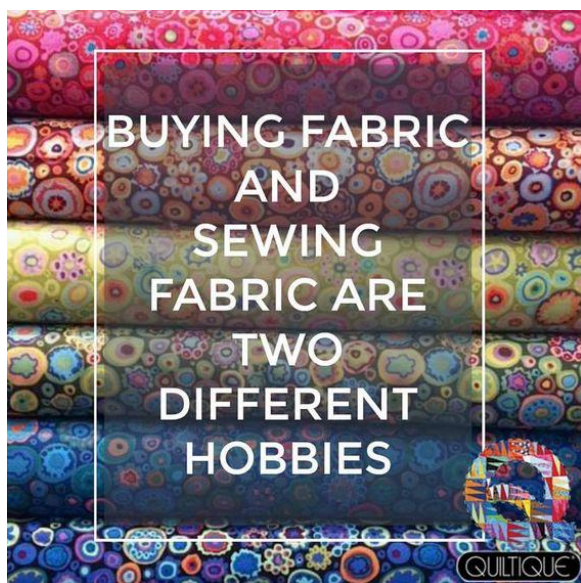


Kanata Quilt Guild

September 2017 Newsletter

www.kanataquiltguild.com

How True



Newsletter Deadlines Joanne Batchelor

Newsletter	Deadline
October 2017	September 30
November 2017	October 27
December 2017	November 30
January 2018	December 28
February 2018	January 25
March 2018	February 22
April 2018	March 29
May 2018	April 26
June 2018	May 31

E-mail submissions to newsletter@kanataquiltguild.com



Kanata Quilt Guild

September 2017 Newsletter

www.kanataquiltguild.com

Your Team

President	Debby Holden	president@kanataquiltguild.com
Vice President	Marianne Gibson	vicepresident@kanataquiltguild.com
Past President	Leslie Whitby	
Treasurer	Lynn Price	treasurer@kanataquiltguild.com
Secretary	Joanne Hunter	secretary@kanataquiltguild.com
Programs	Heidi Taylor	program@kanataquiltguild.com
Workshops	Beth van Wyngaarden	
	Johanne Vajda	workshops@kanataquiltguild.com
Sew Days	Pauline Farey	sewdays@kanataquiltguild.com
	Doris Braslins	sewdays@kanataquiltguild.com
Membership	Ruth Bennett	membership@kanataquiltguild.com
	Diane Wilson	
Set Up	Wayne Holden	
	Joyce Bruno	
	Dorothy Wilson	
Social	Carol Sheppard	
Raffle	Liz Morrison	
Special Raffles	Rhoda Mizen	
Quilties	Krista Zaleski	quilties@kanataquiltguild.com
	Rita Healy	
Charity	Leslie Whitby	charity@kanataquiltguild.com
Webmaster	Amanda Vajda	webmanager@kanataquiltguild.com
Webmaster Backup	Liz Hubbard	
Newsletter	Joanne Batchelor	newsletter@kanataquiltguild.com
Shop of the Month	Heidi Taylor	
CQA Representative	Dorothy Wilson	
Free Table	Joanne Batchelor	
	Lynda Smyth	
Photographer	Karine Chapleau	
Backup Photographer	Rose Hutchngame	
Retreat Coordinator	Debby Holden	
Quilt Show Coordinator	Beth van Wyngaarden	
	Judy Thomson	