



Kanata Quilt Guild

December 2017 Newsletter

www.kanataquiltguild.com

Meeting

Thursday, December 14, 2017, 9:30 to 12:00
 Glen Cairn United Church - 140 Abbeyhill Drive, Kanata

Guests Welcome \$5.00 admission
 Next meeting - January 11, 2018

November draws

Door prize winners were Deborah Foster, Marianne Gibson, Bonnie Clark, Carol Kennedy, Sue Fowler. Block of the Month winner was Marianne Gibson and Quilties winner was Bev O'Conner. Shop of the Month winner was Janet Ferguson.

A reminder to all - Church policy is NO drinks or food in the sanctuary. We encourage you to have your coffee/tea prior to the meeting.

	Program	Shop of the Month	LongArm of the Month
December 14	Holiday Social and Craft		
January 11	Krista Zaleski - Trunk Show	3 Dogs Quilting	Sharyn McKinlay-Key
February 8	Block Party	The Folk Village	Michele Gagne
March 8	Happy Wife Quilting - Trunk Show	Happy Wife Quilting	3 Dogs Quilting
April 12	Creatively Graceful - Designer	Flair with Fabrics	Johanne Vajda
May 10	General meeting - Old Fashion Bed Turning	Phyllis Home Décor	Kim Mullins
June 14	Strawberry Social		

Program



- Enjoy the holiday season spending time with your quilting friends (old and new). Bring a sample of your Christmas baking to share (approx. 8 pieces) on a disposable plate.
- A craft will be organized. Remember to bring in your fabric strings for this.
- There will be a Kanata Food Cupboard charity drive again this year - canned or dry goods appreciated as well as muffin mixes, fruit juices and power bars.
- We will also collect socks (new or used), hats, mitts, and gloves to help those folks living on the street to stay warm during our cold winter months. This collection will be donated to the Shepherds of Good Hope.
- Our December meeting will be soooooo much fun please join us as we celebrate and PARTY.

Hope to see you all there. Heidi



Kanata Quilt Guild

December 2017 Newsletter

www.kanataquiltguild.com

Sign In

Don't forget to sign in at the membership desk

Break

1. Sign up for workshops/sew days
2. Buy tickets for the draws
3. Socialize

Raffles

Raffles are held each month and consist of quilting and sewing related items, e.g., fat quarters, jelly rolls, thread, rulers and patterns. The money collected from these raffles helps supplement our program activities.

Featured Quilt/Artist

Each month we will feature a member's quilt in the header of the newsletter. This month the artist is Lynda Smyth. Send me a picture if you are interested in being featured. We are looking for themes - fall, Christmas, spring, etc.

Free Recycling Table

If you have any quilt related materials, books, magazines, tools, UFOs that you no longer want/need but might interest a fellow quilter, bring them in and place them on the recycle table.

Quilt Related Questions

Have a question/problem about quilting? We have lots of experts in our guild. E-mail me and I will try to find someone to help. newsletter@kanataquiltguild.com

Quilt Along Susan Woodhead



Instructions are on the Kanata Quilt Guild Website under Programs drop down menu. You will need to enter the password to access the content. December Block is Snowflake (on a 6.5 inch block. For Block of the Month draw, please add the 1.5" background strips as shown on the plan to make a 12.5" block and use monthly block colours. Here is a link to snowflake patterns

- <https://www.pinterest.ca/pin/168040629822479927/>

- <https://www.pinterest.ca/pin/4785143334849238/>

Below are Blocks submitted at **November meeting**. What a variety!





Kanata Quilt Guild

December 2017 Newsletter

www.kanataquiltguild.com

Christmas Raffle Rose and Rhoda



- A sewing basket with a tray for sewing supplies
- An "Amish With A Twist 2 Quilt Kit" by Nancy Rink (worth over \$200.00)
- A Design Wall by Fons & Porter to add your blocks; a Reducing Glass to check quilt blocks before you sew them together
- A Fine Point Disappearing Ink Marking Pen
- A set of Pink Spring Scissors
- 50 pcs. Clear Quilt Binding Clips
- Measuring Tape
- A Canada Wallet to Celebrate 150 yrs

The tickets are 1 for \$2.00 or 3 for \$5.00.

This draw is for December's meeting on December 14th. 2017.

Charity Sew Day - November 30 Meegwetch, Leslie

Thank you for all your efforts, Merci, Meegwetch, Leslie

Quilties Your quiltie team Krista & Rita



We received 27 quilties last month. Rita and I delivered 74 quilties to the hospital, including some Christmas ones which will be nice this month. The ladies at the hospital mentioned this time that they often receive thanks for the quilties from the parents, so we know they are much appreciated.



Quilts for Syrian Refugees Pat Amundrud

I'm pleased to tell you that I've just now given away 4 quilts for long-awaited Syrian refugees: the mother, two daughters, 10 and 7, and the mother's brother. It's been 20 months since the Crystal Beach Lakeview Refugee Support Group started working to bring the family here. The refugees were approved for settlement in Canada last spring and will arrive in December. Thank you to quilters in OVQG and Kanata Quilt Guild for extending your support through beautiful quilts. This means I've collected and given away 27 quilts. Thank you.



Interview with Artist Lynda Smyth



How did you get started quilting?

I started with my older sister. I am the youngest of five...and when I got to be with my older sister, her being 15 years my senior, I adored it. She always had new and interesting hobbies. When I was 39, she was hand piecing a quilt...I was extremely interested. So she had me start with hand quilting a pillow top. I was hooked. I made my first quilt in 1992. It was a log cabin quilt for my older step-daughter followed very quickly with a feathered star quilt for the second step-daughter and a double wedding ring quilt for my husband and me. I started with a rotary cutter, a cutting board and large ruler and machine pieced. I also used a number 9 quilting needle along with Mountain Mist polyester batting. My first quilt shop was on Holland Avenue.

What were your early influences?

In 1992, I moved to Stittsville...for the next few years I considered myself a closeted sewer never a quilter. I would rush home from work and get as quickly as I could to my sewing. What a great stress reliever. I didn't know anyone who "quilted" until I met and became friends with my neighbour, Beverley, across the street. She introduced me to a multitude of quilters, and in 1997 took me to my first quilt show in Kingston. I haven't been the same since, my whole world changed...hand piecing, hand appliqué...wow! From there, in a few short years, I became a quilter.



Aquarelle

Have you ever taken quilting lessons from someone?

For the most part no, especially the first ten or so years, I just read quilting books and patterns. The authors were fabulous, instructions were very detailed. After I retired from "work" in 2002 I started part time at The Running Stitch in 2003 with the original owner, Lorraine Lefort. Here my learning of quilting really began in earnest.

What do you like best about quilting?

I love the touch and feel of new fabric, the excitement as you start a new pattern, the process of preparation, the coming together of your work and the lovely relaxing feeling of hand quilting your piece to its conclusion. I just love all of it. I cannot single out one piece of the process.

How many quilts have you made?

I keep a diary, there are pages and pages, I have never counted them.



Kanata Quilt Guild

December 2017 Newsletter

www.kanataquiltguild.com

Where do you quilt?

I have the lower floor "basement" all to myself. Here are the tables, ironing boards, tools of the trade, the books, patterns and the fabric. This is where I begin. The main floor den is my handwork haven...and my hand quilting is done on the dining room table.

What type of sewing machine do you use?

I started piecing with a Kenmore, in 2002 I bought my Bernina Activa 145 that I still use to this day. I also have a BabyLock Serenade and a trusty Featherweight.



How much time do you quilt a week?

I am a daytime quilter, love machine work in the morning and hand work in the afternoon. Chores, visiting and shopping done, it is usually 4 to 6 hours a day.

What is the hardest thing about quilting?

For me, the quilting design for the quilt. Oftentimes, there is no magic light bulb, it takes a lot of thinking and perusing books, internet etc. for good ideas.

What kind of batting do you use?

Through the years I have tried all kinds. The last five years, I would have to say it is, without a doubt, Hobbs Heirloom wool. It has no shrinkage to speak of, it is absolutely wonderful for both hand and machine quilting. I have also used Hobbs Tuscan silk, and plan to work with this batting again very soon.



What is your favourite type of quilt to make?

A hand pieced quilt.

Do you make up your own designs?

I have. A number of years ago I was making my own patterns. I have found that although this can be fun and challenging, I really like patterns that are already there waiting for me. Nevertheless, I have been designing a Celtic pattern...over a number of years...just need to devote some time to this endeavour.

Where do you see yourself in five years?

Happily quilting....with dear friends.



Kanata Quilt Guild

December 2017 Newsletter

www.kanataquiltguild.com

How does your early work differ from today?

Today, the patterns I choose are maybe more complicated, the fabric choices are more thorough. The skill level is entirely different...but the result. The result is still a quilt I love, just as those from the beginning of this journey.

What project/piece has given you the most satisfaction/why?

This is a difficult one to answer. Each project that I work on gives me such pleasure as I see it evolve. But I guess I would have to say my quilt "Aquarelle", which is based on Aie Rossman's pattern "Waterlilies". The colours are so vibrant. I challenged myself to create a method of appliqué, which is similar to back basting, but at the time I had never heard of back basting. I was quite surprised when I returned from Florida one year to hear about this method. I remember thinking what a good name for the method. At present I am working on a hand pieced project, Quilted Diamonds by Linda Franz. This may quickly become my favourite.

Sew Days Pauline Farey and Doris Braslins

Sew days are held at the Kanata Legion, 70 Hines Road, Kanata (Legion Phone 613 591- 5570). If you wish to plan ahead, please refer to the list of sew day dates below or on the website. There is a sign-up sheet at each guild meeting. Sew days are \$5.00 for everyone - coffee and tea provided free of charge.

• January 19, 2018	• March 21, 2018	• May 30, 2018
• February 7, 2018 (Quilties)	• April 5, 2018	• June 20, 2018
• February 15, 2018	• May 2, 2018	

What you should bring:

- Your sewing machine and extension cord
- Your usual sewing supplies (3 large cutting mats and 3 irons/boards are supplied but you may wish to bring a small cutting mat for your own table)
- Your lunch and your coffee/tea mug. Tim Hortons is also close by on March Road.

If you have any questions, do not hesitate to contact Doris Braslins (sewdays@kanataquiltguild.com or 613 592-5961 or 613 850-0114).

Victoria Quilts

Thanks for all of the donations to Victoria Quilts (VQC) this year. The fabric you so generously donate is used to make quilts so that volunteers can continue to make and deliver quilts to many more people. Each month VQC makes and delivers about 540 quilts to people across Canada who are living with cancer, and some 220 of these quilts are made in the National Capital Region. Joanne Batchelor has offered to collect donations of fabric. You can find her at the Recycle/Block of the month table.



Kanata Quilt Guild

December 2017 Newsletter

www.kanataquiltguild.com

October Retreat update

Thirty-two ladies had lots of fun at the Morrisburg retreat. The silent auction and gift basket raffle raised approximately \$1300. Some of the money will go to the Make a Wish Foundation in the spring and \$300 is in the budget for the CQA's Dorothy McMurdy award.

In-town Retreat - February 28 - March 1, 2018 Debby Holden

There will be another 2 day in-town retreat, similar to last year. Location is the Kanata Legion, 70 Hines Road. It will start at 9am on February 28th and continue until 5 pm on the 1st of March. We will be able to leave our sewing machines set up overnight. Since this retreat is local, everyone will be able to sleep at their own homes. Cost is \$50.00 per person, which will include 2 mid-morning snacks, 2 lunches and 1 supper, 28th of February. There will be a group block draw, an evening game the first night, prizes and a silent auction. This retreat will be limited to the first 40 registrants, member of the KQG. Registration accompanied by your payment will begin at the November guild meeting. **This retreat is full at the moment and there is a waiting list.**

Queensway Carleton Hospital



The hospital is requesting some items for their new ACE unit (Acute Care for the Elderly)


- Keys, key chains, crayons, pencil crayons, bracelets and necklaces, small plastic flower pots. The recreational therapist can use these items in the unit.

If anyone wants to donate anything, please bring them to the meeting in October and drop them off with Georgia Beale.



Workshop Schedule Johanne Vajda

Quilting with Walking Foot



Leslie Whitby

January 18, 9:30 to 3:00

Price \$25

There are two machine ways to quilt a quilt - **walking foot quilting** and **free motion quilting**. In this workshop, you'll learn the basics of walking foot style quilting and how to get started quilting your quilts with this fun, easy method.



Kanata Quilt Guild

December 2017 Newsletter

www.kanataquiltguild.com

A Study in Colour Value



Beth van Wyngaarden February 21, 9:30 to 4:00 Price \$25

There is a saying –“Colour gets the credit, but value does the work”. This exercise explores that idea. We will start the workshop with a brief discussion of design and colour. Briefly, we will review colour theory with examples. Then we will look at a more organic approach for colour and design inspirations.

Intermediate Free Motion Quilting



Wendy Foster Birch March 15, 9:30 to 3:00 Price \$30

This course is designed for machine quilters who are familiar with free motion stippling and are comfortable moving ahead to more complex designs. We will cover different meanderings, nested designs, flowers and leaves etc. This is not a beginner class! Students will also learn how to apply these new designs to their quilts. Battings and basting techniques will also be covered.

This workshop is now full, but if you are interested sign up and a second workshop will be scheduled.

Ruler Bag



Johanne Vajda May 23, 9:30 to 3:00 Price \$20

This bag is designed to hold all your small cutting mats and rulers and is ideal to take to workshops and classes and retreats. It has a button fastening which opens to reveal even more pockets.

Pear Pin Cushion

Wonderful workshop given by Johanne Vajda. Several pear pin cushions were made and many more are being planned, as Christmas gifts! A great day was had by all!





Found



The fabric and needles (in photo) were found in the church after one of our meetings.

If this belongs to you, and/or you know who it belongs to please contact Debby Holden.

Kanata Quilt Guild's Exhibition at Enchanted Mosaic...an evening with the Arts, November 18, 2017

Lorraine Drewell 613-592-1644

CFUW/Kanata and I were so pleased to put the spotlight on the Kanata Quilt Guild at this year's Enchanted Mosaic. The art exhibition showcasing your fibre art was outstanding!

The beautiful quilts provided an exciting explosion of colour, design and details that greatly impressed the attendees, many of whom said that they were unaware that so much creative talent resided in the community.

The interactive part of the exhibition with the writing on the backing fabrics of the two "donation" quilts, and also the demonstration of hand quilting by Pauline Farey attracted many attendees and added another interesting aspect to the exhibition.

I truly appreciate all the time and effort that your executive and those members, some with husbands in tow, put in to this art exhibition so that it ran smoothly and looked very professional and spectacular.

Debbie Holden did a stellar job in organizing this event and keeping me informed all the way. I would especially like to thank her for generously arranging for the Inter-Guild Canada 150 Travelling Quilts Trunk Show to be shown at the event and for delivering the quilts to and from the show. CFUW/Kanata will be donating three quilts, one a Quilt of Valour to an injured Canadian forces member, the second to the Ruddy Shenkman Hospice and the third to the Enchanted Mosaic's Silent Auction.

Leslie Whitby started the ball rolling with the donation of three quilted blocks and has generously offered to long-arm quilt all three of them for us. Thank you very much, Leslie.



Kanata Quilt Guild

December 2017 Newsletter

www.kanataquiltguild.com

The evening was a huge success despite the bad weather. On behalf of CFUW/Kanata, I thank you for all your help in making this Canada 150 Art Exhibition not only possible, but also a wonderful experience.

Thanks as well to Debbie who promoted the show in the community newspapers. Here is the link to that article: <https://www.ottawacommunitynews.com/news-story/7771664-enchanted-mosaic-evening-on-nov-18/>. Please visit our website, www.cfuwkanata.ca, or do speak to Joy Forbes or Joelyn Gregory (Kanata Quilt Guild members) at your Guild meeting.

President's Challenge



This picture is Penny Corbin, shown here with the winning president's challenge quilt for 2017.

Just a reminder to all that I hope you are working on your presidents challenge which will be viewed at our June meeting 2018. The winner will be voted on by the members and presented a rosette.

Helpful Tips/Resolutions

- Make the effort to go through your UFOs (Unfinished projects) and decide what you actually want to finish, then either give them to friends or charity, or sell them.
- Quilting can be good exercise too! Keep your ironing board well away from your machine and get in the habit of getting up to press every seam as you sew.
- Take photos and keep a written record of all your quilts. Make sure you label each of them on the back, so there is always a permanent record of who, when, and for whom the quilt was made.
- It pays to practise your quilting stitches on a practice piece before you begin a new quilting session on your actual quilt.
- Maintain your machine - the quickest job is to keep the bobbin case clean from lint.



Kanata Quilt Guild

December 2017 Newsletter

www.kanataquiltguild.com

Free Quilting Patterns/Images/Tutorials/Utube Video




- Free, modern Christmas quilt patterns - <http://www.wowilikethat.com/free-modern-christmas-quilt-patterns/>
- 10 Festive and free Christmas sewing patterns - <https://www.craftsy.com/blog/2015/12/free-christmas-sewing-patterns/>
- Make a Christmas table runner - https://www.google.ca/search?q=quilted+christmas+table+runners+free+patterns&biw=1024&bih=687&tbm=isch&tbo=u&source=univ&sa=X&ved=0CCKQ7AlqFQoTCIPNk_x8cYCFUKAkgodVqMNiw#imgrc=oQQP6OD9-9q0yM:
- Trees table topper - <http://quiltingdigest.com/wp-content/uploads/2017/11/TreesTableTopper.pdf>
- Mug rug and coaster - <https://www.craftsy.com/quilting/patterns/the-three-christmas-trees-mug-rug-and-coaster/467696>

Favourite Websites Joanne Batchelor

Do you have a link to something quilt related that you would like to share? Send it to newsletter@kanataquiltguild.com

Book Review Joanne Batchelor



Scrappy Fat Quarter Quilts: Favourite Projects

Fons & Porter.

I actually ordered this book and asked for 2 day delivery after seeing Liz Hubbard's quilt at November meeting. Not sure why I asked for a rush as I'm unlikely to get started until the new year.



Liz Hubbard

This book has 13 scrap quilts ranging from easy to challenging, lap size to full size. Changing colors and fabrics can give you a traditional and/or contemporary feel. You may even use up some of your scraps.



Kanata Quilt Guild

December 2017 Newsletter

www.kanataquiltguild.com

Last Minute Projects Joanne Batchelor

If you are like me, you are always looking for last minute projects. Here are some quick ideas and links



Marble Maze

<http://www.applegreencottage.com/2016/11/DIY-fabric-marble-maze-pattern.html>



Christmas Gnome

<http://rufflesandrainsboots.com/scandinavian-christmas-gnome-rice/>



Cord Keeper

<http://leafytreetopspot.blogspot.ca/2013/05/tutorial-diy-cord-keeper-from-fabric.html>



Scarf

<http://patchworkycia.blogspot.ca/2012/03/harapos.html>



Purse Thingy

<http://www.love-to-sew.com/purse-thingy/>



Heat Packs

<http://www.survivingateacherssalary.com/simple-sew-aromatherapy-heat-pack/>



Kanata Quilt Guild

December 2017 Newsletter

www.kanataquiltguild.com

Last Minute Projects Joanne Batchelor



Bedside Pockets Organizer

<https://www.sewcanshe.com/blog/2016/1/23/bedside-pockets-organizer-free-sewing-tutorial>



Re-useable Coffee Sleeve

<http://twinstripe.com/celebrate-earth-day-with-a-reusable-coffee-sleeve/>



Shirt Pillows

<http://homemademodernblog.com/2016/06/mens-shirt-pillows.html>



Washcloth Travel Kit

<http://www.craftaholicsanonymous.net/diy-washcloth-travel-kit>



Hand Warmer

<https://swoodsonsays.com/upcycled-heart-hand-warmers-tutorial/>



Christmas Stockings

<http://doityourselfsamples.com/beautiful-diy-christmas-socking-ideas/diy-christmas-sockings-17/>



Ottawa Touch Quilts Project

A community project for Ottawa-area Youth and Seniors. All are welcome.

Touch Quilts improve quality of life for seniors with Alzheimer's and dementia

All crafters are invited to our *free workshops* to make Touch Quilts for local seniors. Beginner and experienced sewers, quilters, and knitters are needed. Instruction will be provided.



Join us Sundays from 1:30 – 4
Starting June 25th

57 Bateman Drive, Nepean
behind Greenbank police st'n - wheelchair accessible - parking

Materials, equipment, and snacks provided ★ Fabric donations welcome

Participants may attend one or multiple workshops, however, **registration is required.**

Pour les francophones, si vous enregistrez pour une réunion, la traduction orale serait disponible.

Joan@enterprisingrabbit.com
(613) 292-0256

www.meetup.com/Ottawa-Touch-Quilts-Project-OTQP
www.facebook.com/OttawaTouchQuilts




Sponsored by the Capital Strings and Voices Collective, Incorporated, and the Government of Canada's Department of Employment and Social Development New Horizons for Seniors Grant Program



Calendar of Events

- **October 28 - January 7, 2018** - Quilts=Art=Quilts 2017, Auburn New York - http://www.schweinfurthartcenter.org/exhibits_details.cfm?id=94
-
- **April 26-28, 2018** - Piecemakers 2018 Quilt Show - Huron Perth Quilters Guild and Stonetowne Quilters Guild - 317 James Street S, St. Marys, ON
- **May 4-6, 2018** - Feelings in Fabric 2018 - Kawaartha Quilmakers' Guild - 1545 Monaghan Rd, Peterborough, ON - cathyvickers@aol.com
- **May, 2018** - Common Thread Quilt Guild, Ottawa Ontario - <http://commonthreadquiltguild.ca/quilt-show/>
- **May 22-26, 2018** - Quilt and Fibre Art Festival/Waterloo Region - mepel@sympatico.ca
- **June 8,9,10, 2018** - Limestone Quilters' Guild - 120 Days Road, Kingston, ON - <https://limestonequiltersguild.wordpress.com/quilts-kingston-2018/>





Kanata Quilt Guild

December 2017 Newsletter

www.kanataquiltguild.com

Classified Ads Lynn Price

Do you have a quilt related item that you would like to sell, a garage sale where we could find sewing supplies or a skill such as long arming that you would like to advertise?

Consider the Kanata Quilt Guild's newsletter that reaches at least 170 members every month. The monthly prices of advertising in this way are very competitive:

Business Card	\$5.00
Quarter Page	\$10.00
Half Page	\$20.00

Send your information to treasurer@kanataquiltguild.com in JPEG or .doc format before the twentieth of the month and be sure to pay Lynn Price the required amount at the monthly meetings.

Pauline Clarke
 Computerized Long Arm Quilting
 Quilt Restoration
 Canada's Initial Glide Thread Distributor

613-866-2992




email: pauline@3dogsquilting.ca www.3dogsquilting.ca

www.3dogsquilting.ca

TAYLOR SEWING QUILT SHOP

The friendly quilt shop where you'll always bump into your friends. Come on in for advice, classes, patterns, fabrics, Monks cloth, books, notions, batting and sew much more!

JANOME Mon-Fri 9-5, Sat 9-4 **PFAFF**

7712 Kent Blvd, Brockville 613-342-3153 1-877-837-6140
www.taylorsewing.com

www.taylorsewing.com

APPLE HILL

Quilting & DESIGNS

Monique Wilson
 Long Arm Quilting Services
 613-527-1252 | moniquewilson3278@live.com

www.applehillquiltinganddesigns.com

SIMKINS SEWING MACHINES
www.vbsimkinssewingmachines.com
 EST. 1863



UNIT #1,754 BAKER CRES.
 KINGSTON ONT.
 K7M 6P6

613-546-6110
 1-800-667-2164
vbsimsew@gmail.com

vbsimsew@gmail.com



Quilting Frame - Free



Someone kindly dropped off a quilting frame for someone who might make use it at the All Saints Westboro Quilt Group.

It is a one-person operator and has self-locking cogs. The size of the frame is 32"high x 105" long x 37"wide. The maximum quilt size which it can accommodate is 95". It is in good condition and is free to anyone who can give it a good home.

If you know of anyone who would like it and would be able to pick it up from All Saints Westboro Anglican Church on Richmond Road, please have them contact Patricia Fox, c/o ASW, at 613-725-9487.

Photos on the Website Amanda Vajda, webmanager@kanataquiltguild.com

Did you tick "no" to having pictures of yourself and/or your quilts on the Kanata Quilt Guild website when you completed your membership registration? This is certainly your choice, and a few members have done so. However, when our guild photographer, **Karine Chapleau**, is taking photos of the Show and Tell portion of our meetings, she has no way of knowing what your choice may have been, and nor do I, when it comes time to upload a slideshow of those photos for everyone's enjoyment.

So, may I suggest that those of you who have opted to leave your work out of the guild's slideshows of inspiration, please alert the photographer before you show your work to the assembled members. Alternatively, if you do change your mind, please let the membership volunteers know and they will update your preference. Much appreciated!

Membership Ruth Bennett and Dianne Wilson

Membership fee is \$35. Name tag is \$7.00, Membership benefits include monthly meetings, monthly newsletter, priority registration and preferential rate on sew days, workshops, retreats and special events. Download the 2017-18 Membership Form from our website and hand it in at our monthly meeting with payment. Membership runs from July 1 to June 30.

<http://www.kanataquiltguild.com/wp-content/uploads/2017/04/KQG-Membership-Form-2017-2018.pdf>

Newsletter Deadlines Joanne Batchelor

Newsletter	Deadline
January 2018	December 28

E-mail submissions to newsletter@kanataquiltguild.com



Kanata Quilt Guild

December 2017 Newsletter

www.kanataquiltguild.com

Your Team

President	Debby Holden	president@kanataquiltguild.com
Vice President	Marianne Gibson	vicepresident@kanataquiltguild.com
Past President	Leslie Whitby	
Treasurer/Advertising	Lynn Price	treasurer@kanataquiltguild.com
Secretary	Barb Tench	secretary@kanataquiltguild.com
Programs	Heidi Taylor	program@kanataquiltguild.com
Workshops	Beth van Wyngaarden	
	Johanne Vajda	workshop@kanataquiltguild.com
Sew Days	Pauline Farey	sewdays@kanataquiltguild.com
	Doris Braslins	sewdays@kanataquiltguild.com
Membership	Ruth Bennett	membership@kanataquiltguild.com
	Diane Wilson	
Set Up	Wayne Holden	
	Joyce Bruno	
	Dorothy Wilson	
Social	Carol Sheppard	
Raffle	Liz Morrison	
Special Raffles	Rhoda Mizen	
Quilties	Krista Zaleski	quilties@kanataquiltguild.com
	Rita Healy	
Charity	Leslie Whitby	charity@kanataquiltguild.com
Webmaster	Amanda Vajda	webmanager@kanataquiltguild.com
Webmaster Backup	Liz Hubbard	
Newsletter	Joanne Batchelor	newsletter@kanataquiltguild.com
Shop of the Month	Heidi Taylor	
CQA Representative	Dorothy Wilson	
Free Table	Joanne Batchelor	
	Lynda Smyth	
Photographer	Karine Chapleau	
Backup Photographer	Rose Hutchngame	
Retreat Coordinator	Lynn Price, Susan Colbert & Debby Holden	
Quilt Show Coordinator	Beth van Wyngaarden	
	Judy Thomson	