


**Montly Quilty  
May 2019**




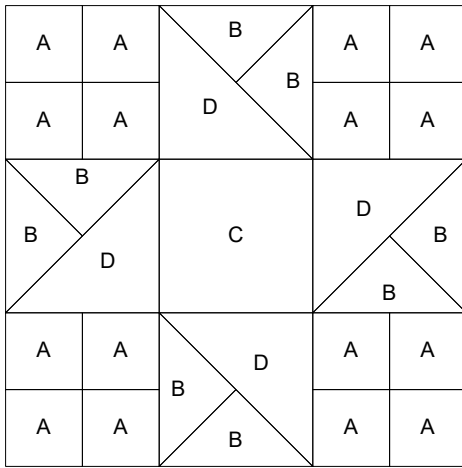
Instruction:

Binding: 2 inches (cut 2 1/2")

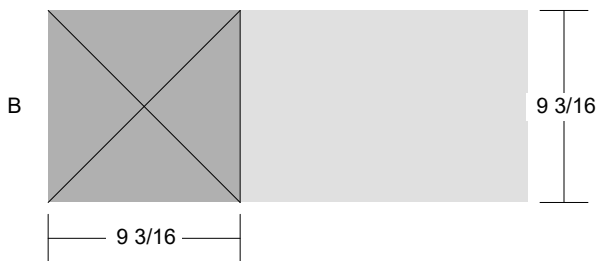
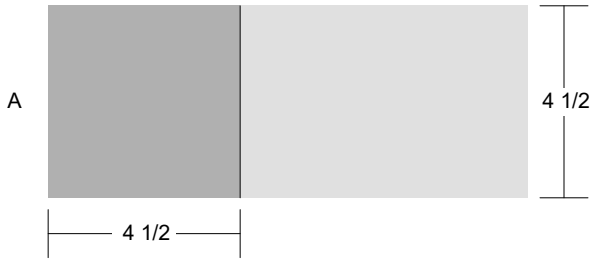
| Fabric width<br>44-45 inches   | Number<br>of patches | Yardage<br>estimate | Fabric name<br>SKU                                   |
|--|----------------------|---------------------|--|
|  | 8                    | 1/8                 | Windham Basic Pastels by Windham Fabrics<br>29398-15 |
|  | 12                   | 5/8                 | Windham Basic Pastels by Windham Fabrics<br>29395-13 |
|  | 5                    | 3/8                 | Windham Basic Pastels by Windham Fabrics<br>29399-16 |
|  | 4                    | 1/4                 | Windham Basic Pastels by Windham Fabrics<br>29398-14 |
|  | 4                    | 1/8                 | Windham Basic Pastels by Windham Fabrics<br>29400-13 |

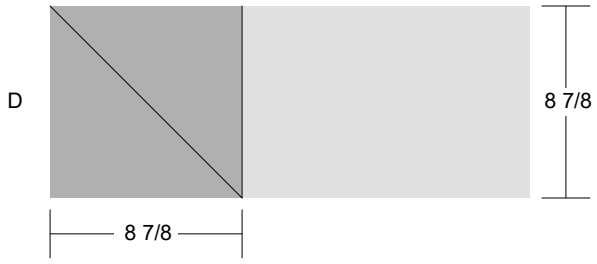
# Key Lime Pie

Key Block (1/10 actual size)



## Cutting Diagrams





4 patches

---